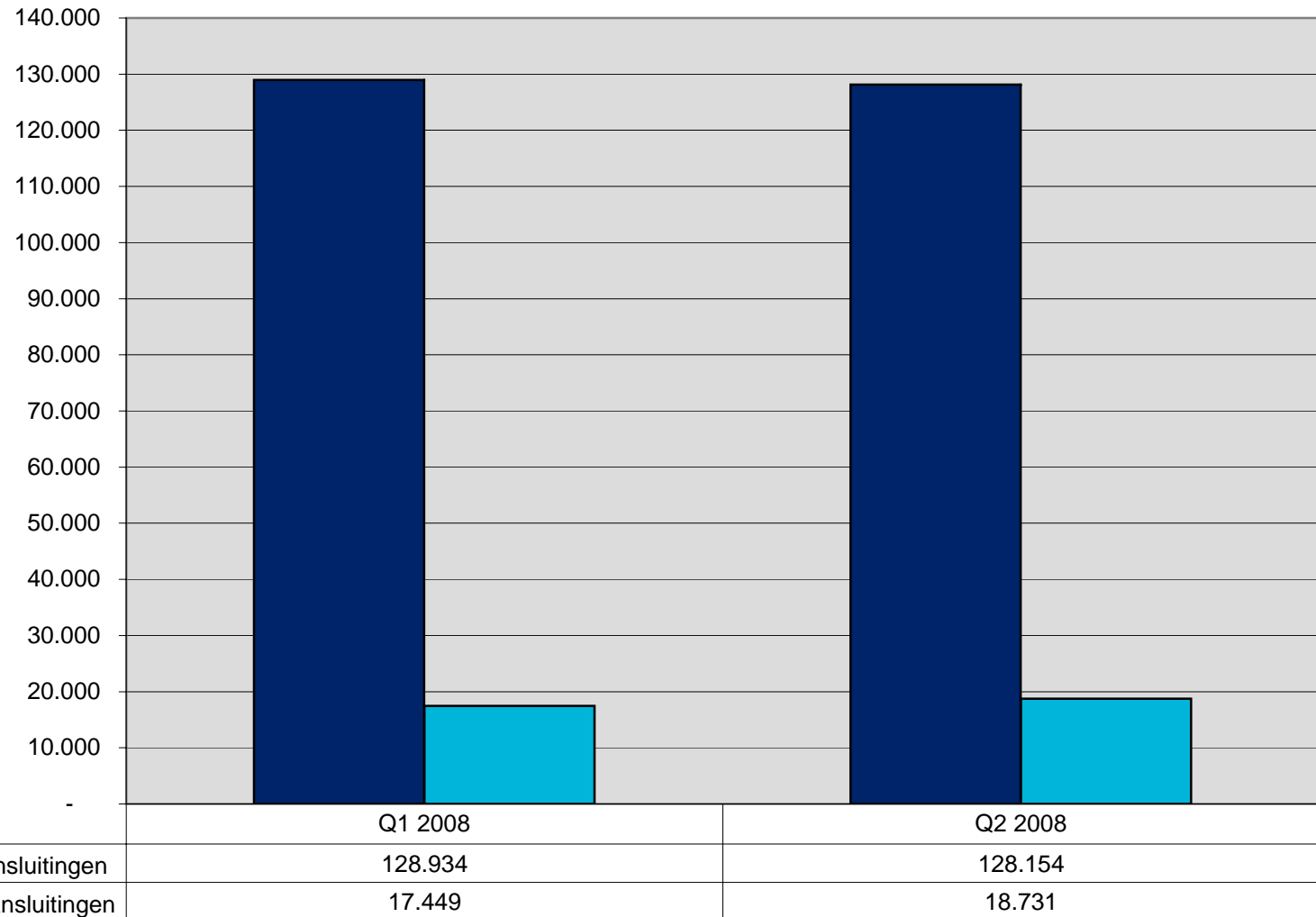


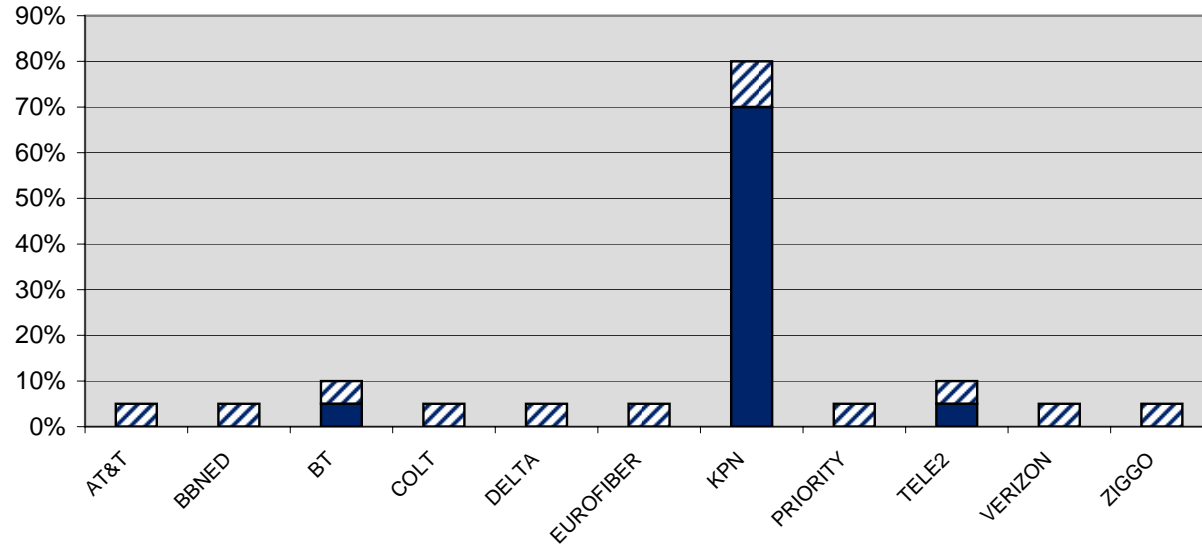


## Retail huurlijnen: Totaal aantal aansluitingen





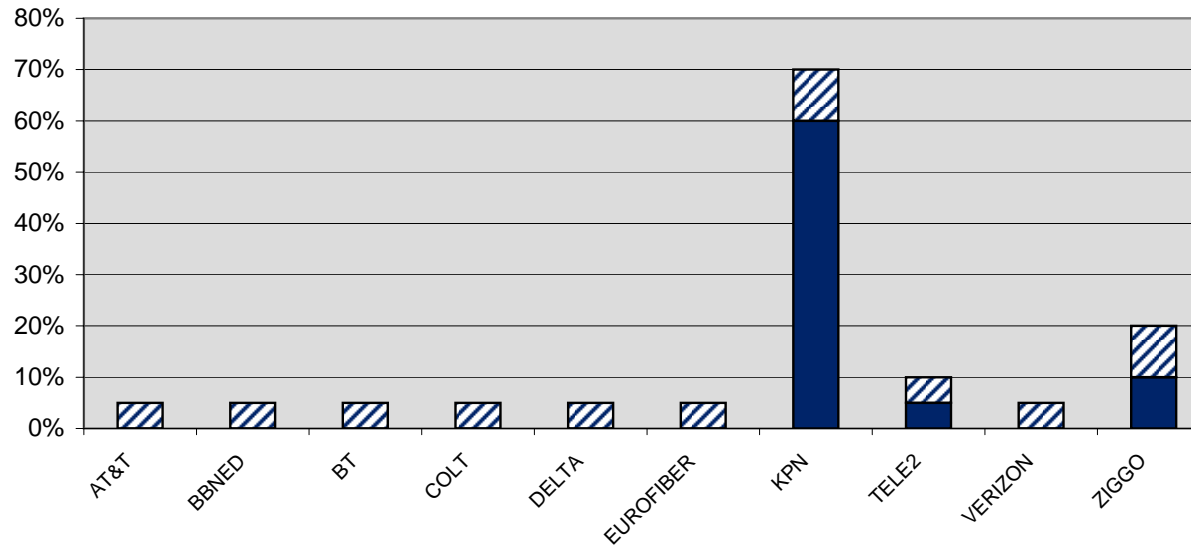
## Retail laagcapacitaire huurlijnen (inclusief datacommunicatie): Marktaandelen (2008 Q2) op basis van aantal aansluitingen



	31-03-2008	30-06-2008
AT&T	[0-5%]	[0-5%]
BBNED	[0-5%]	[0-5%]
BT	[5-10%]	[5-10%]
COLT	[0-5%]	[0-5%]
DELTA	[0-5%]	[0-5%]
EUROFIBER	[0-5%]	[0-5%]
KPN	[70-80%]	[70-80%]
PRIORITY	[0-5%]	[0-5%]
TELE2	[5-10%]	[5-10%]
VERIZON	[0-5%]	[0-5%]
ZIGGO	[0-5%]	[0-5%]



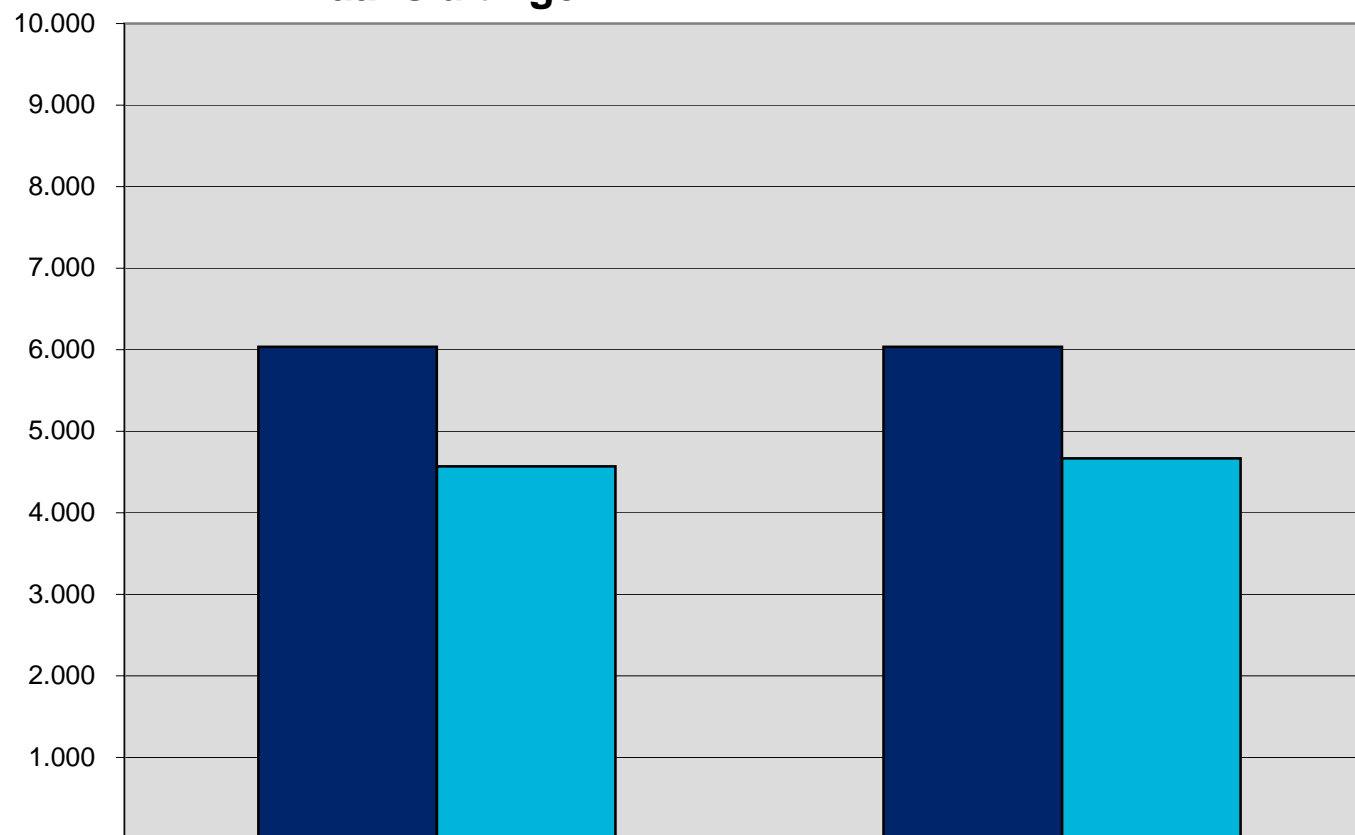
### Retail hoogcapacitaire huurlijnen (incl. datacom): Marktaandelen (2008 Q2) op basis van aantal aansluitingen



	31-03-2008	30-06-2008
AT&T	[0-5%]	[0-5%]
BBNED	[0-5%]	[0-5%]
BT	[0-5%]	[0-5%]
COLT	[0-5%]	[0-5%]
DELTA	[0-5%]	[0-5%]
EUROFIBER	[0-5%]	[0-5%]
KPN	[60-70%]	[60-70%]
TELE2	[5-10%]	[5-10%]
VERIZON	[0-5%]	[0-5%]
ZIGGO	[10-20%]	[10-20%]



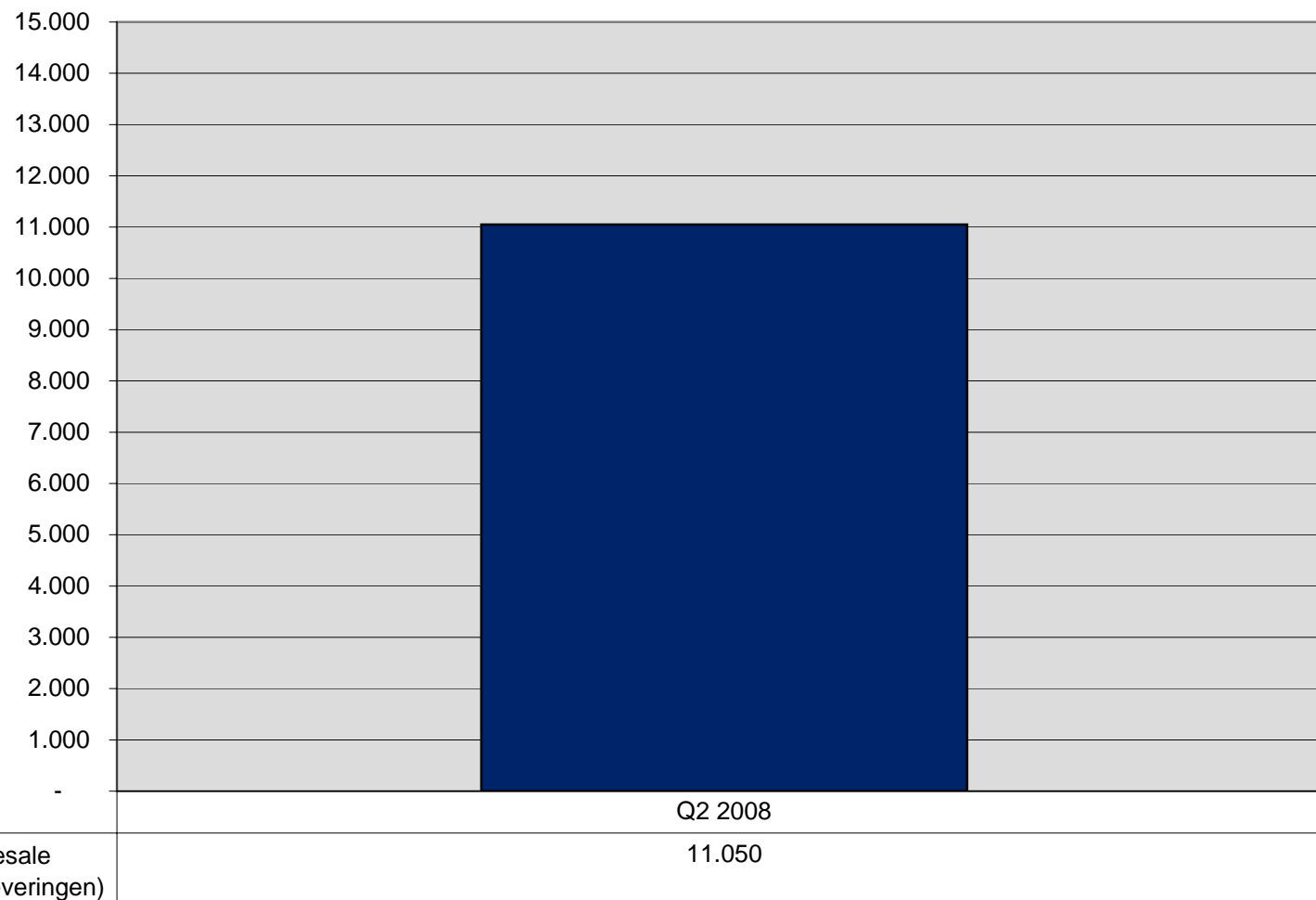
## Retail huurlijnen: Herfindahl-Hirschman Index op basis van aantal aansluitingen



	Q1 2008	Q2 2008
HHI concentratie-index laagcapacitaire huurlijnen (incl. datacom)	6.034	6.035
HHI concentratie-index hoogcapacitaire huurlijnen (incl. datacom)	4.569	4.668

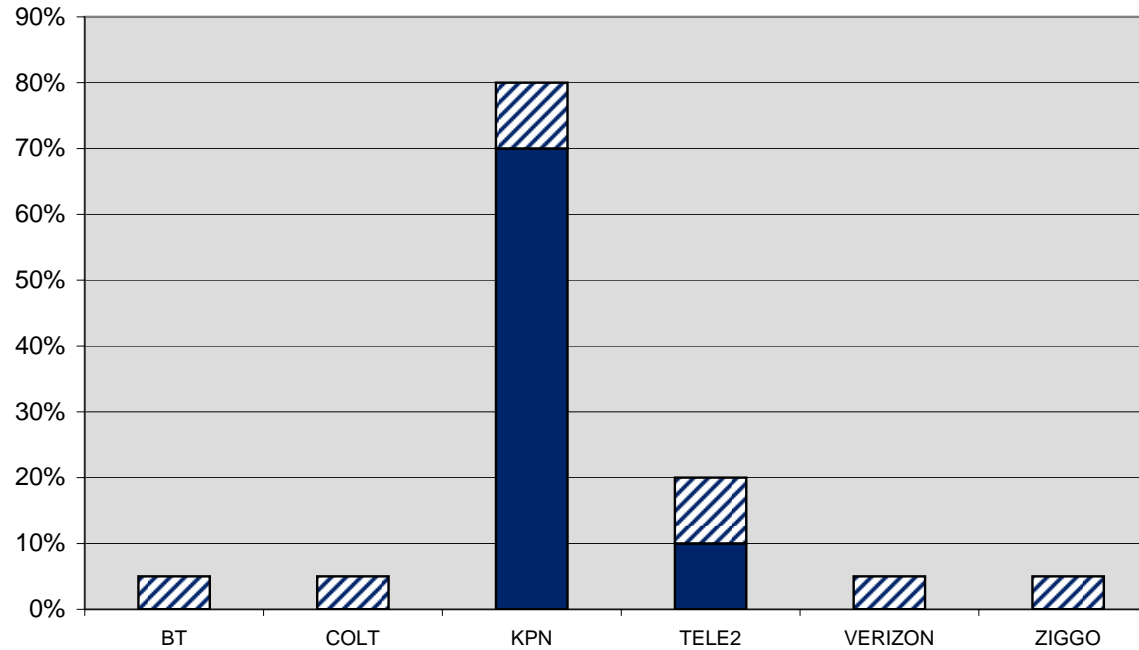


## Wholesale huurlijnen: Totaal aantal wholesale verbindingen (uitsluitend externe leveringen)





### Wholesale laagcapacitaire huurlijnen (2008 Q2): Marktaandelen extern geleverde wholesale huurlijnen op basis van aantal verbindingen



	30-06-2008
BT	[0-5%]
COLT	[0-5%]
KPN	[70-80%]
TELE2	[10-20%]
VERIZON	[0-5%]
ZIGGO	[0-5%]



## Wholesale laagcapacitaire huurlijnen: Herfindahl-Hirschman Index op basis van aantal aansluitingen

