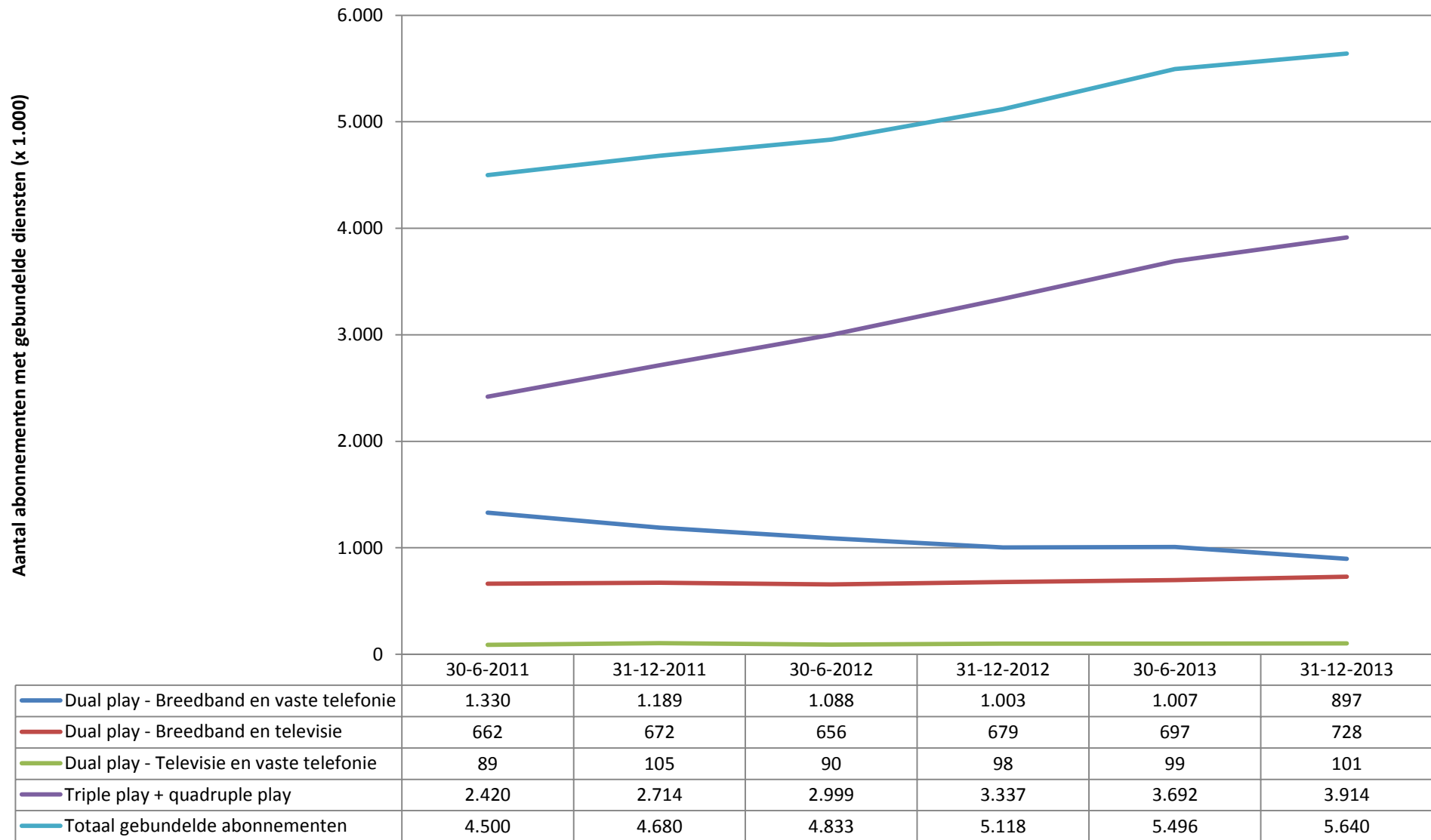




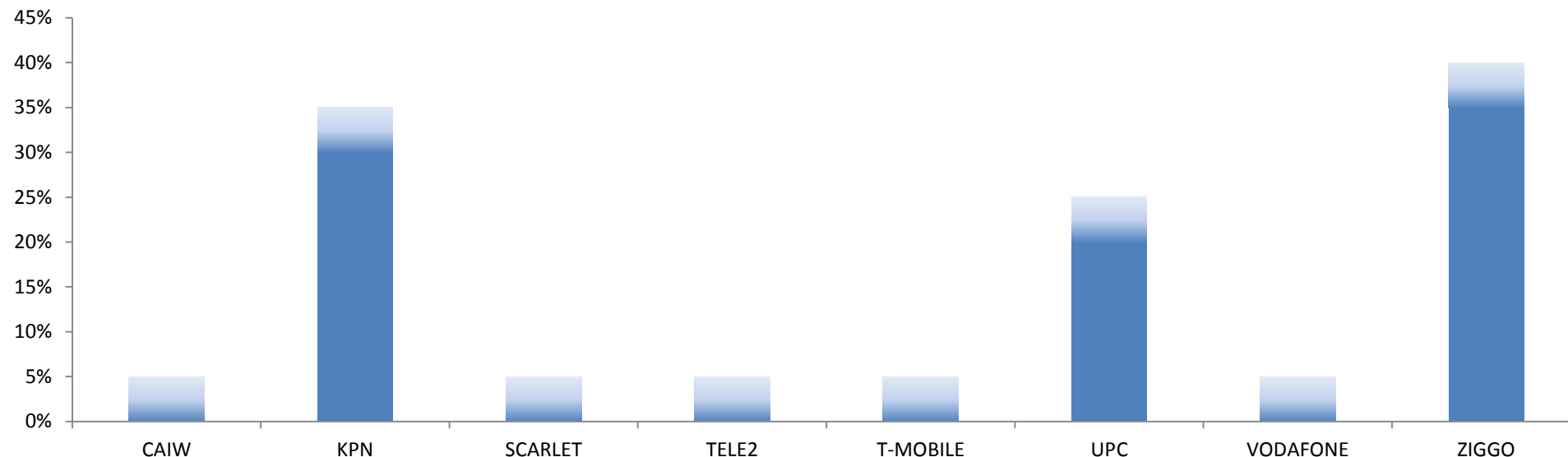
Multiplay: aantal bundels op basis van meerdere diensten gefactureerd op één rekening



Op basis van gegevens van BBNED, CAIW, DELTA, KPN, REGGEFIBER, SCARLET, TELE2, T-MOBILE, UPC, UPC BUSINESS, VODAFONE en ZIGGO. Op basis van vragen 6_B_2_*, 6_B_3_* en 6_B_4_1 van de SMM.

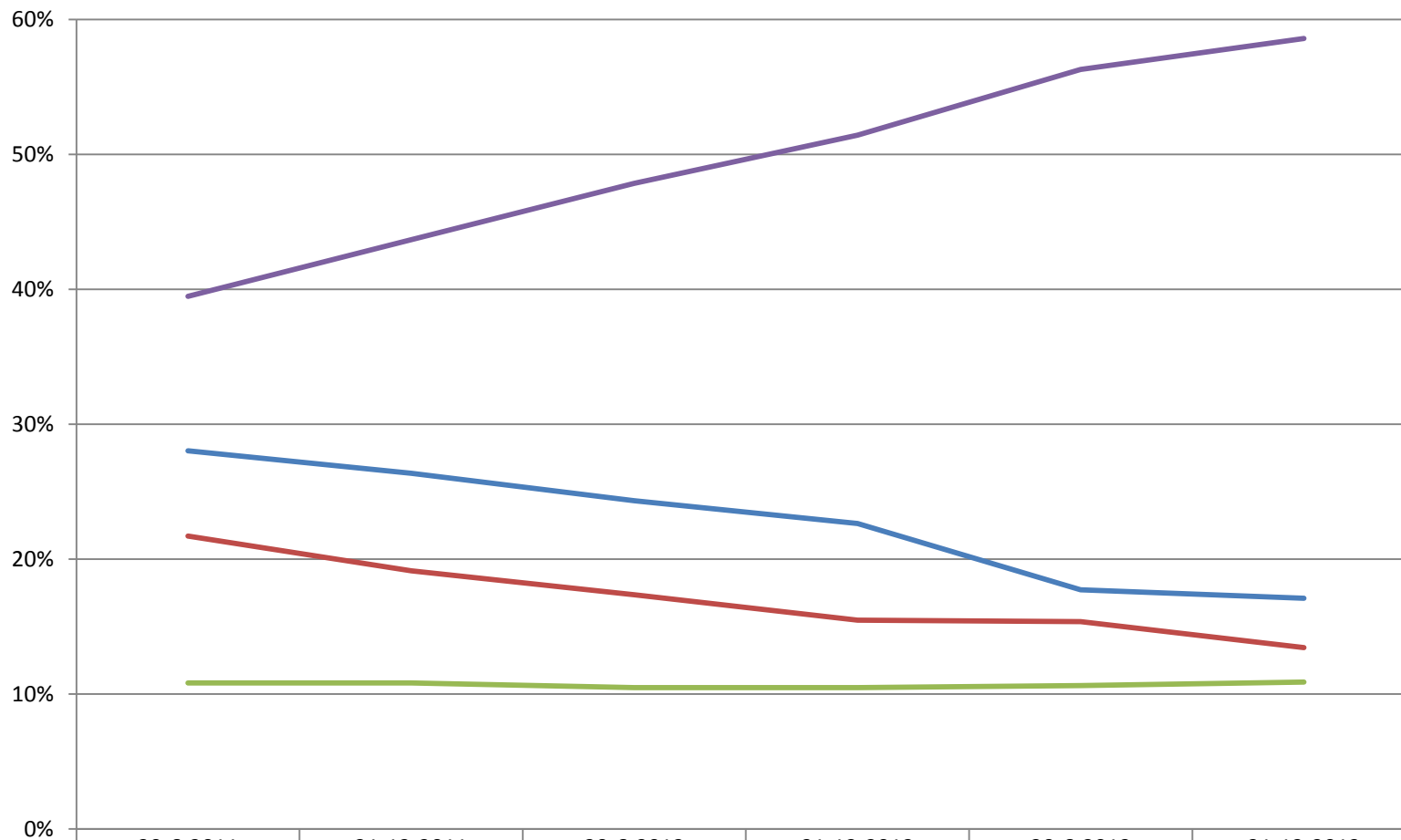


Multiplay: verhoudingen op basis van triple play en quadruple play abbonementen (2013 Q4)



	30-6-2011	31-12-2011	30-6-2012	31-12-2012	30-6-2013	31-12-2013
BBNED	[0-5%]	-	-	-	-	-
CAIW	[0-5%]	[0-5%]	[0-5%]	[0-5%]	[0-5%]	[0-5%]
KPN	[10-15%]	[15-20%]	[15-20%]	[20-25%]	[25-30%]	[30-35%]
REGGEFIBER	[0-5%]	[0-5%]	-	-	-	-
SCARLET	[0-5%]	[0-5%]	[0-5%]	[0-5%]	[0-5%]	[0-5%]
TELE2	[0-5%]	[0-5%]	[0-5%]	[0-5%]	[0-5%]	[0-5%]
T-MOBILE	[0-5%]	[0-5%]	[0-5%]	[0-5%]	[0-5%]	[0-5%]
UPC	[30-35%]	[25-30%]	[25-30%]	[25-30%]	[25-30%]	[20-25%]
VODAFONE	-	-	-	[0-5%]	[0-5%]	[0-5%]
ZIGGO	[45-50%]	[45-50%]	[45-50%]	[40-45%]	[40-45%]	[35-40%]

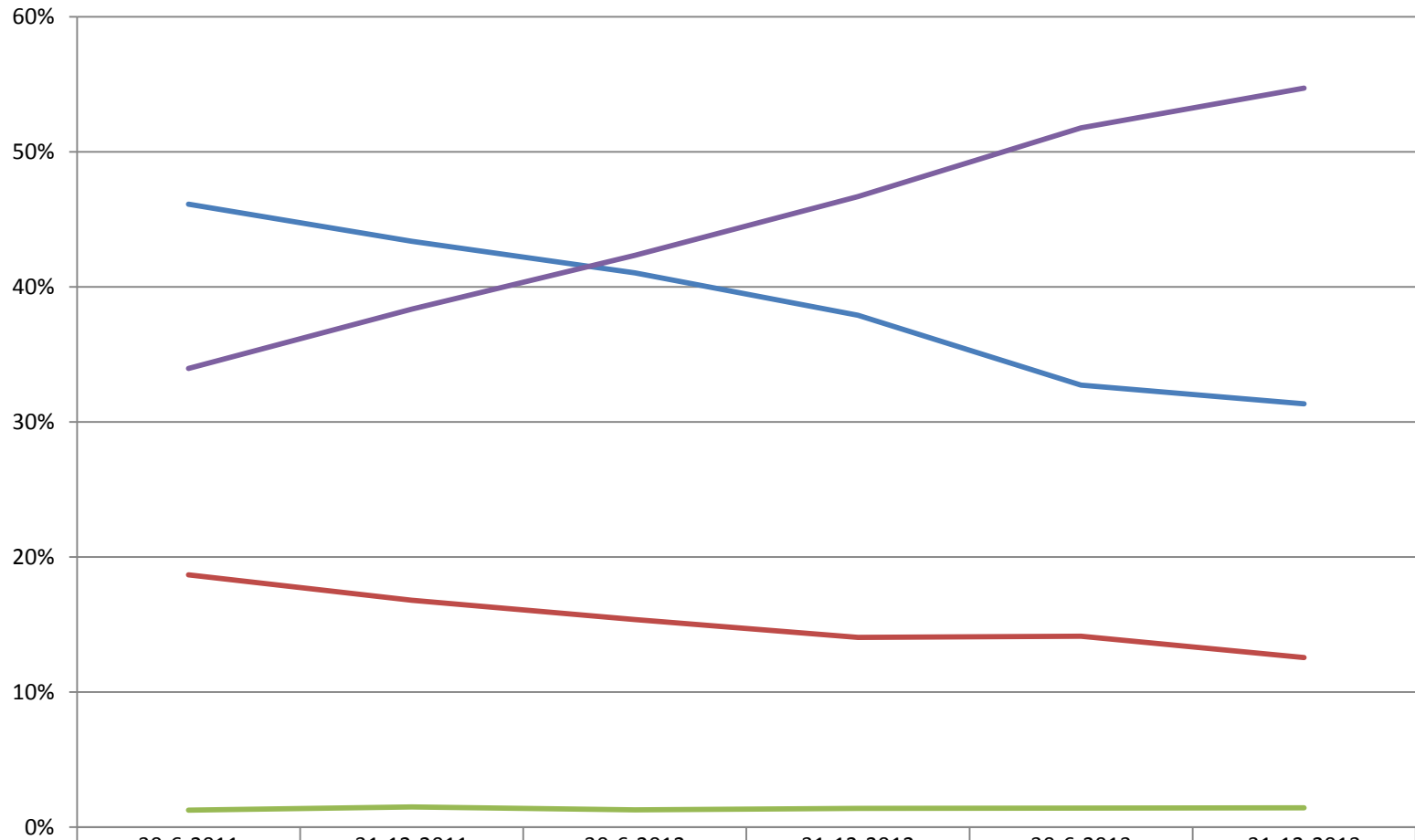
Multiplay: aandeel breedband in bundels van vaste diensten (exclusief wholesale en mobiele diensten)



	30-6-2011	31-12-2011	30-6-2012	31-12-2012	30-6-2013	31-12-2013
Breedband los	28%	26%	24%	23%	18%	17%
Breedband met vaste telefonie	22%	19%	17%	15%	15%	13%
Breedband met televisie	11%	11%	10%	10%	11%	11%
Breedband in triple play	39%	44%	48%	51%	56%	59%



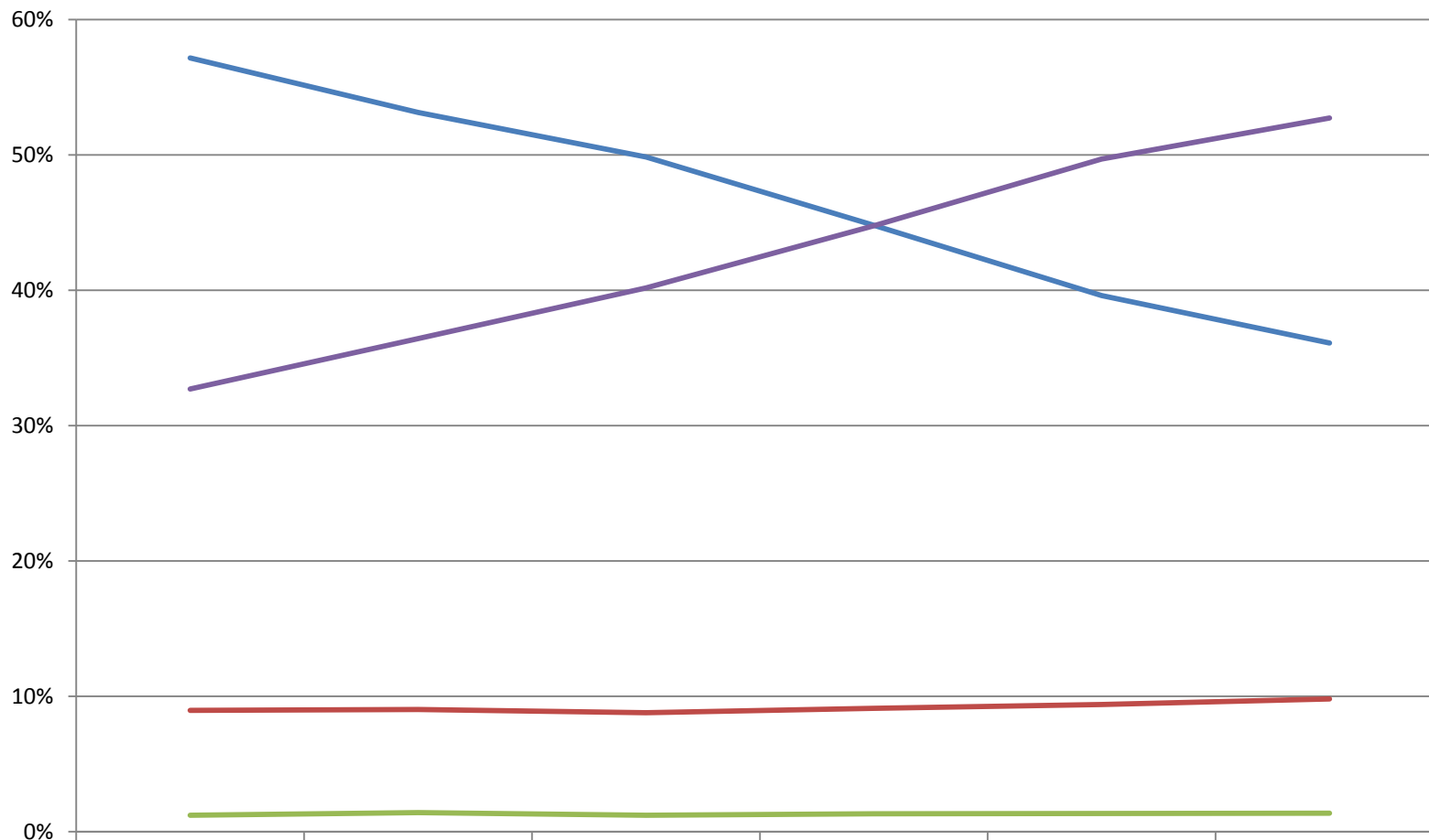
Multiplay: aandeel vaste telefonie in bundels van vaste diensten (exclusief hoogcapacitaire/meervoudige aansluitingen en mobiele diensten)



	30-6-2011	31-12-2011	30-6-2012	31-12-2012	30-6-2013	31-12-2013
— Vaste telefonie los	46%	43%	41%	38%	33%	31%
— Vaste telefonie met breedband	19%	17%	15%	14%	14%	13%
— Vaste telefonie met televisie	1%	1%	1%	1%	1%	1%
— Vaste telefonie in triple play	34%	38%	42%	47%	52%	55%

Op basis van gegevens van AT T, BBNED, CAIW, DELTA, EUROFIBER, KPN, PRETIUM, REGGEFIBER, SCARLET, TELE2, T-MOBILE, UPC, UPC BUSINESS, VERIZON, VODAFONE en ZIGGO. Op basis van vragen 2_A2_2_*, 2_A2_3_*, 6_B_2_*, 6_B_3_* en 6_B_4_1 van de SMM.

Multiplay: aandeel televisie in bundels (exclusief mobiele diensten)



	30-6-2011	31-12-2011	30-6-2012	31-12-2012	30-6-2013	31-12-2013
— Televisie los	57%	53%	50%	45%	40%	36%
— Televisie met breedband	9%	9%	9%	9%	9%	10%
— Televisie met vaste telefonie	1%	1%	1%	1%	1%	1%
— Televisie in triple play	33%	36%	40%	45%	50%	53%