Breedband en huurlijnen: Retail zakelijke actieve glasaansluitingen

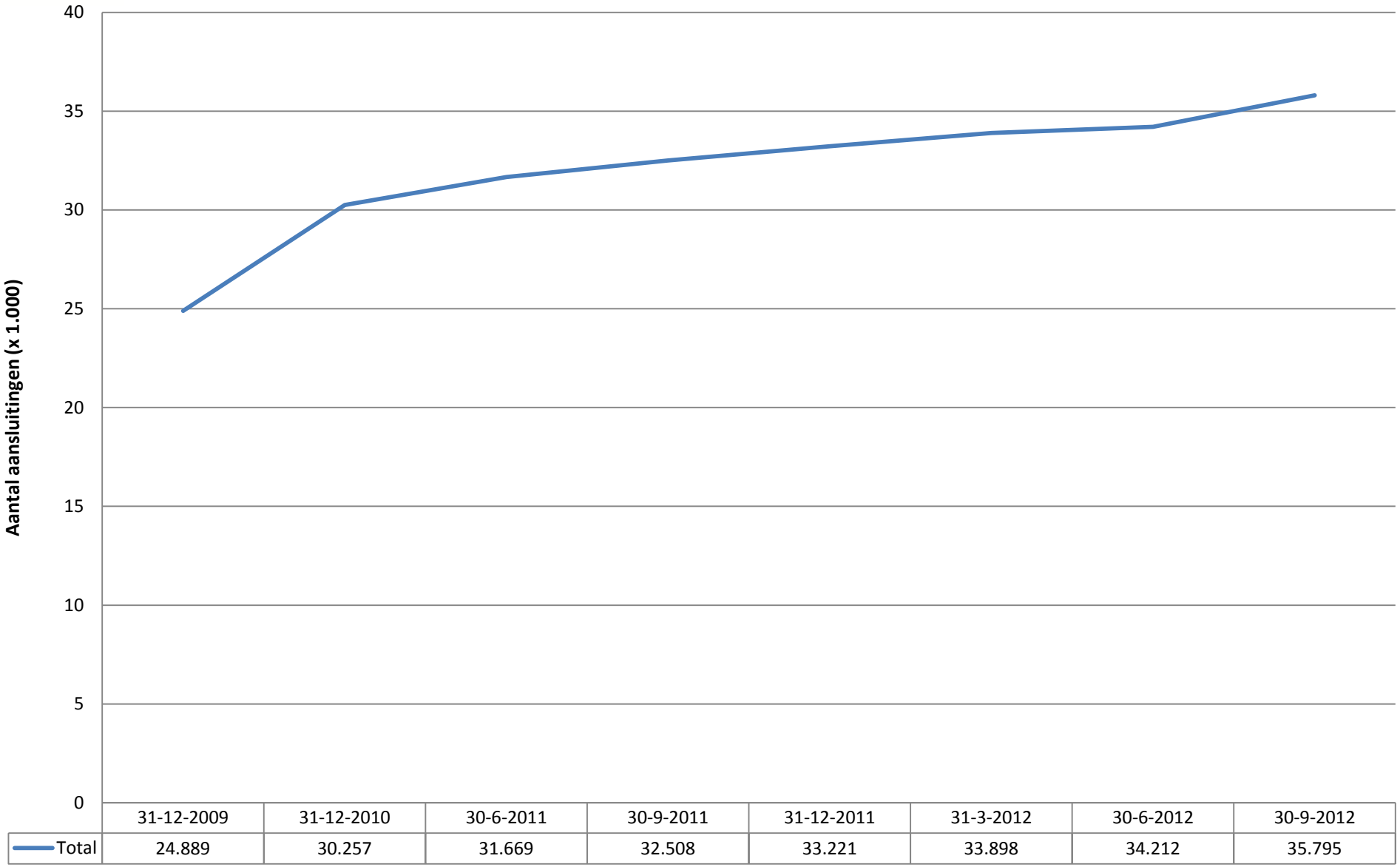

	31-12-2009	31-12-2010	30-6-2011	30-9-2011	31-12-2011	31-3-2012	30-6-2012	30-9-2012
Total	24.889	30.257	31.669	32.508	33.221	33.898	34.212	35.795

Op basis van gegevens van AT T, BBNED, BT, COLT, DELTA, EASYNET, EUROFIBER, KPN, TELE2, UPC BUSINESS, VERIZON, VODAFONE en ZIGGO. Op basis van indicatoren 4_A_1_1 van de SMM.

Breedband en huurlijnen: Wholesale zakelijke glasaansluitlijnen (ODF-access FttO)

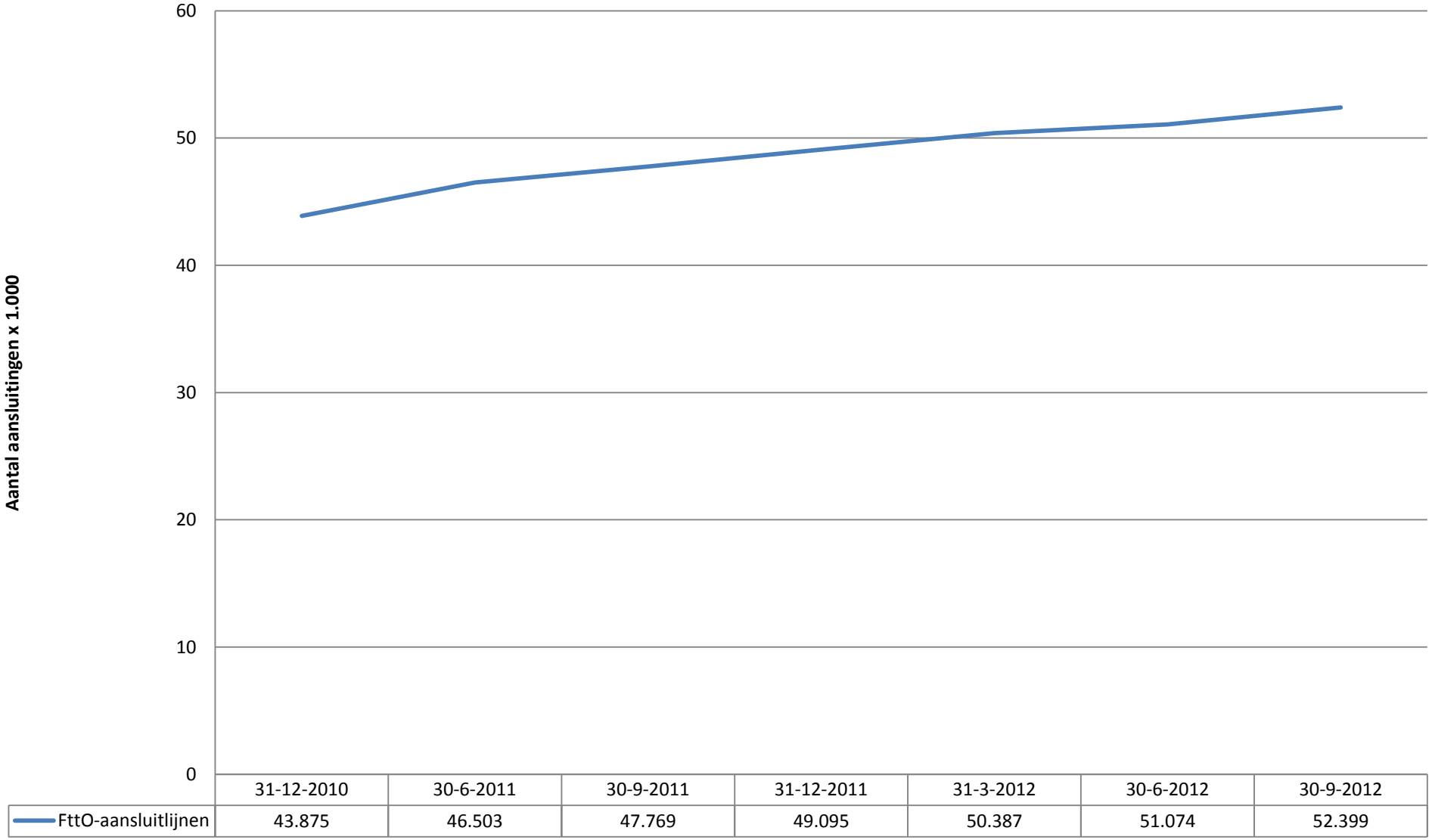

	31-12-2010	30-6-2011	30-9-2011	31-12-2011	31-3-2012	30-6-2012	30-9-2012
FttO-aansluitlijnen	43.875	46.503	47.769	49.095	50.387	51.074	52.399

Op basis van gegevens van AT T, BBNED, BT, COLT, DELTA, EASYNET, EUROFIBER, KPN, TELE2, UPC BUSINESS, VERIZON, VODAFONE en ZIGGO. Op basis van indicatoren 4_A_1_1-2, 4_E_8_1-3, 4_B_2_9 en 4_F_9_10 van de SMM.

Breedband en huurlijnen: Marktaandelen op basis van wholesale zakelijke glasaansluitingen (ODF-access FttO) (2012Q3)

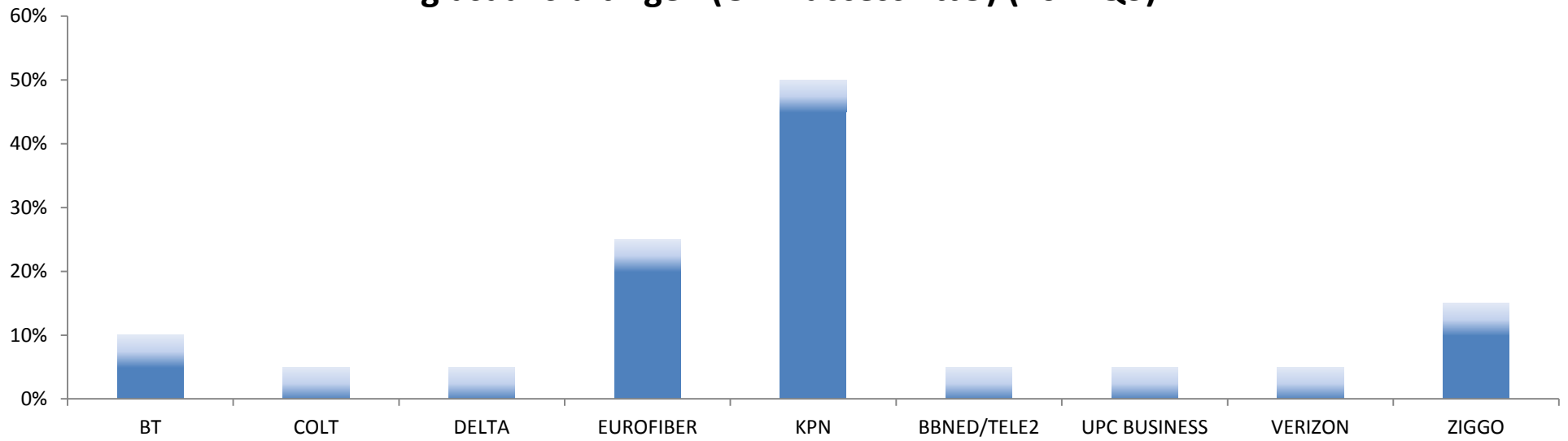

	31-12-2010	30-6-2011	30-9-2011	31-12-2011	31-3-2012	30-6-2012	30-9-2012
BT	[5-10%]	[5-10%]	[5-10%]	[5-10%]	[5-10%]	[5-10%]	[5-10%]
COLT	[0-5%]	[0-5%]	[0-5%]	[0-5%]	[0-5%]	[0-5%]	[0-5%]
DELTA	[0-5%]	[0-5%]	[0-5%]	[0-5%]	[0-5%]	[0-5%]	[0-5%]
EUROFIBER	[15-20%]	[15-20%]	[20-25%]	[20-25%]	[20-25%]	[20-25%]	[20-25%]
KPN	[40-45%]	[45-50%]	[45-50%]	[45-50%]	[45-50%]	[45-50%]	[45-50%]
BBNED/TELE2	[5-10%]	[5-10%]	[5-10%]	[5-10%]	[5-10%]	[0-5%]	[0-5%]
UPC BUSINESS	[0-5%]	[0-5%]	[0-5%]	[0-5%]	[0-5%]	[0-5%]	[0-5%]
VERIZON	[0-5%]	[0-5%]	[0-5%]	[0-5%]	[0-5%]	[0-5%]	[0-5%]
ZIGGO	[15-20%]	[10-15%]	[10-15%]	[10-15%]	[10-15%]	[10-15%]	[10-15%]

Op basis van gegevens van AT T, BBNED, BT, COLT, DELTA, EASYNET, EUROFIBER, KPN, TELE2, UPC BUSINESS, VERIZON, VODAFONE en ZIGGO. Op basis van indicatoren 4_A_1_1, 4_E_8_1-3, 4_B_2_9 en 4_F_9_10 van de SMM.

Breedband en huurlijnen: Retail zakelijke netwerkdiensten

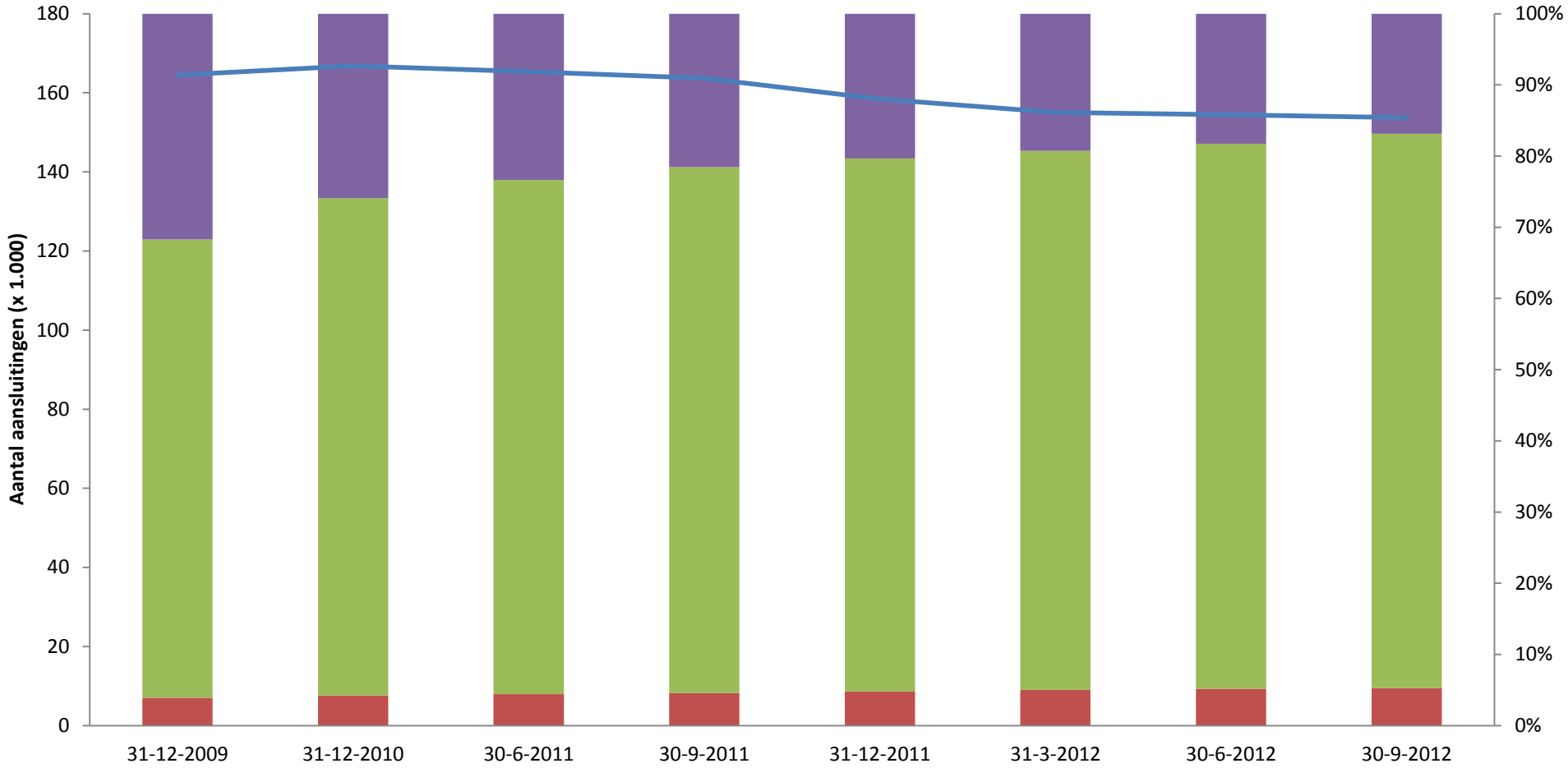

	31-12-2009	31-12-2010	30-6-2011	30-9-2011	31-12-2011	31-3-2012	30-6-2012	30-9-2012
Klassieke huurlijnen	32%	26%	23%	22%	20%	19%	18%	17%
Datacom	64%	70%	72%	74%	75%	76%	77%	78%
Dark fiber	4%	4%	4%	5%	5%	5%	5%	5%
Zakelijke netwerkdiensten (x 1.000)	164	167	165	164	158	155	154	154

Op basis van gegevens van AT T, BBNED, BT, COLT, DELTA, EASYNET, EUROFIBER, KPN, TELE2, UPC BUSINESS, VERIZON, VODAFONE en ZIGGO. Op basis van indicatoren 4_B_2_1-2-3-4-6-7-8-9 en 4_C_4_1-2 van de SMM.

Breedband en huurlijnen: Marktaandelen op basis van retail zakelijke netwerkdiensten (2012Q3)

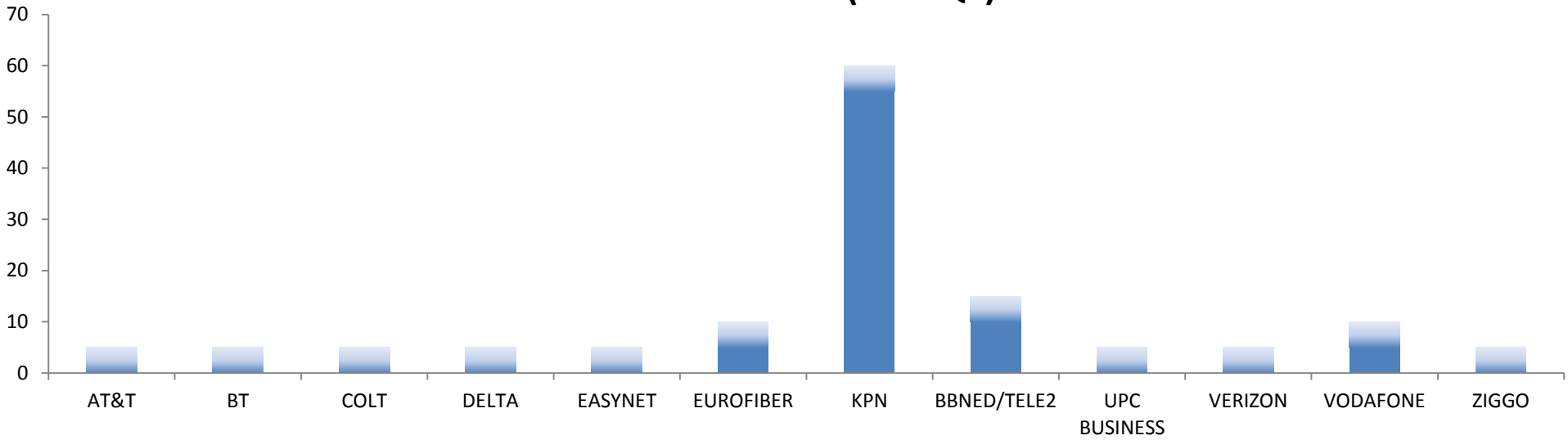

	31-12-2009	31-12-2010	30-6-2011	30-9-2011	31-12-2011	31-3-2012	30-6-2012	30-9-2012
AT&T	[0-5%]	[0-5%]	[0-5%]	[0-5%]	[0-5%]	[0-5%]	[0-5%]	[0-5%]
BT	[5-10%]	[0-5%]	[0-5%]	[0-5%]	[0-5%]	[0-5%]	[0-5%]	[0-5%]
COLT	[0-5%]	[0-5%]	[0-5%]	[0-5%]	[0-5%]	[0-5%]	[0-5%]	[0-5%]
DELTA	[0-5%]	[0-5%]	[0-5%]	[0-5%]	[0-5%]	[0-5%]	[0-5%]	[0-5%]
EASYNET	-	[0-5%]	[0-5%]	[0-5%]	[0-5%]	[0-5%]	[0-5%]	[0-5%]
EUROFIBER	[0-5%]	[0-5%]	[0-5%]	[0-5%]	[5-10%]	[5-10%]	[5-10%]	[5-10%]
KPN	[60-65%]	[55-60%]	[55-60%]	[55-60%]	[55-60%]	[55-60%]	[55-60%]	[55-60%]
BBNED/TELE2	[10-15%]	[10-15%]	[10-15%]	[10-15%]	[10-15%]	[10-15%]	[10-15%]	[10-15%]
UPC BUSINESS	[0-5%]	[0-5%]	[0-5%]	[0-5%]	[0-5%]	[0-5%]	[0-5%]	[0-5%]
VERIZON	[0-5%]	[0-5%]	[0-5%]	[0-5%]	[0-5%]	[0-5%]	[0-5%]	[0-5%]
VODAFONE	[5-10%]	[5-10%]	[5-10%]	[5-10%]	[5-10%]	[5-10%]	[5-10%]	[5-10%]
ZIGGO	[0-5%]	[0-5%]	[0-5%]	[0-5%]	[0-5%]	[0-5%]	[0-5%]	[0-5%]

Op basis van gegevens van AT T, BBNED, BT, COLT, DELTA, EASYNET, EUROFIBER, KPN, TELE2, UPC BUSINESS, VERIZON, VODAFONE en ZIGGO. Op basis van indicatoren 4_B_2_1-2-3-4-6-7-8-9 en 4_C_4_1-2 van de SMM.

Breedband en huurlijnen: Hoge kwaliteit wholesale breedbandtoegang en wholesale huurlijnen

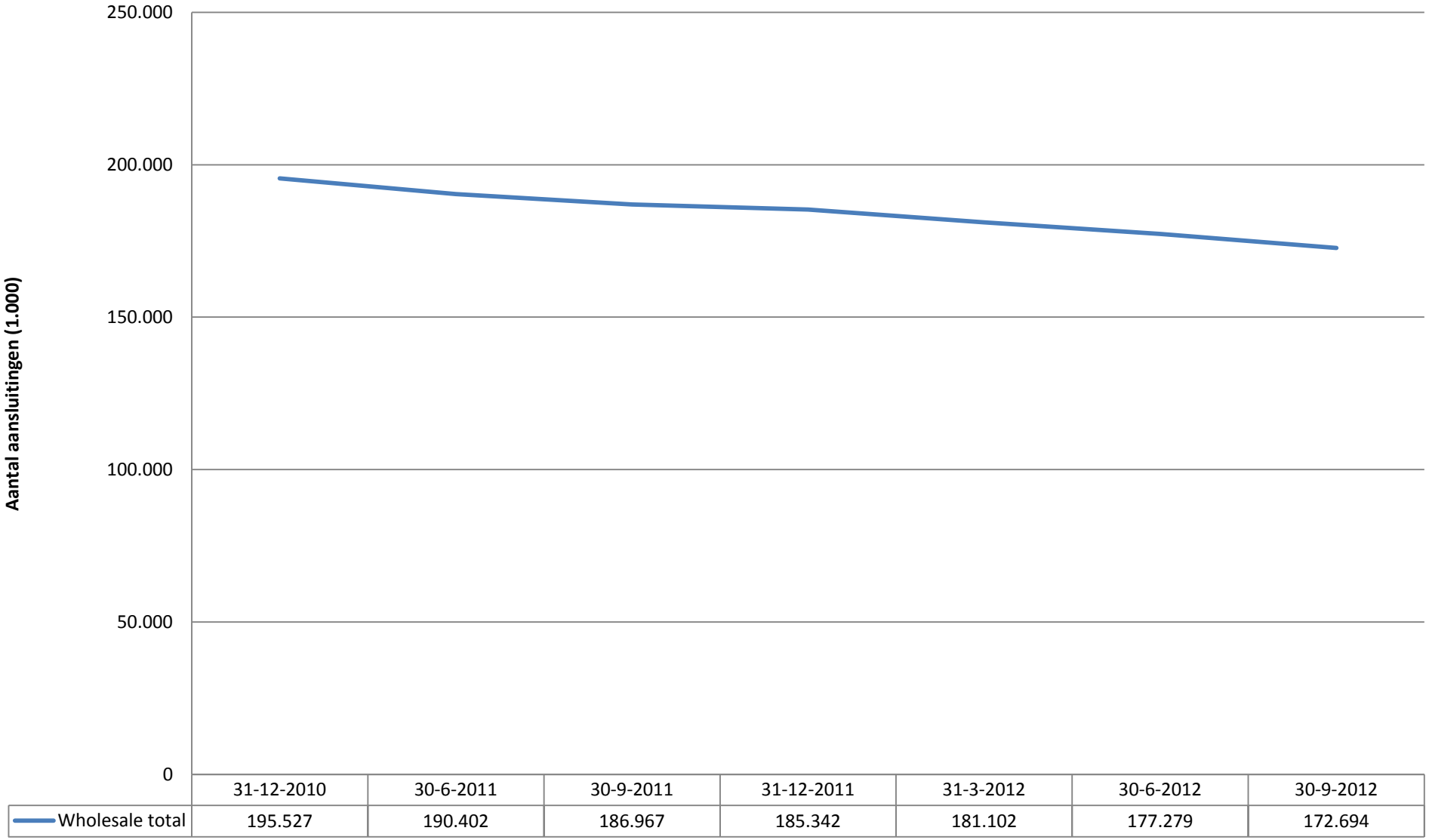

	31-12-2010	30-6-2011	30-9-2011	31-12-2011	31-3-2012	30-6-2012	30-9-2012
Wholesale total	195.527	190.402	186.967	185.342	181.102	177.279	172.694

Op basis van cijfers van AT T, BBNED, BT, COLT, DELTA, EASYNET, EUROFIBER, KPN, TELE2, UPC BUSINESS, VERIZON, VODAFONE en ZIGGO. Op basis van indicatoren 3_A_2_2_5, 3_A_2_3_1/3, 4_B_2_1-9, 4_F_9_1_a/e, _9_2_1/4, _9_6_a/c, _9_7_1-2, _9_10 van de SMM.

Breedband en huurlijnen: Marktaandelen op basis van hoge kwaliteit wholesale breedbandtoegang en wholesale huurlijnen (2012Q3)

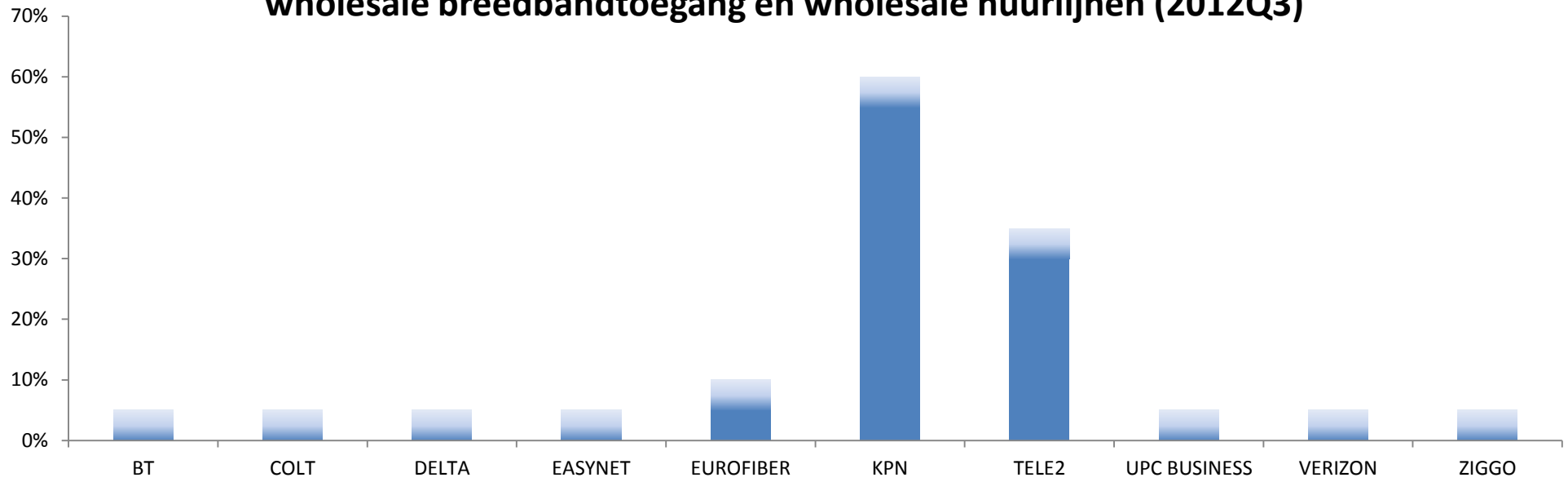

	31-12-2010	30-6-2011	30-9-2011	31-12-2011	31-3-2012	30-6-2012	30-9-2012
BT	[0-5%]	[0-5%]	[0-5%]	[0-5%]	[0-5%]	[0-5%]	[0-5%]
COLT	[0-5%]	[0-5%]	[0-5%]	[0-5%]	[0-5%]	[0-5%]	[0-5%]
DELTA	[0-5%]	[0-5%]	[0-5%]	[0-5%]	[0-5%]	[0-5%]	[0-5%]
EASYNET	[0-5%]	[0-5%]	[0-5%]	[0-5%]	[0-5%]	[0-5%]	[0-5%]
EUROFIBER	[0-5%]	[0-5%]	[5-10%]	[5-10%]	[5-10%]	[5-10%]	[5-10%]
KPN	[60-65%]	[55-60%]	[55-60%]	[55-60%]	[55-60%]	[55-60%]	[55-60%]
TELE2/BBNED	[30-35%]	[30-35%]	[30-35%]	[30-35%]	[30-35%]	[30-35%]	[30-35%]
UPC BUSINESS	[0-5%]	[0-5%]	[0-5%]	[0-5%]	[0-5%]	[0-5%]	[0-5%]
VERIZON	[0-5%]	[0-5%]	[0-5%]	[0-5%]	[0-5%]	[0-5%]	[0-5%]
ZIGGO	[0-5%]	[0-5%]	[0-5%]	[0-5%]	[0-5%]	[0-5%]	[0-5%]

Op basis van cijfers van AT T, BBNED, BT, COLT, DELTA, EASYNET, EUROFIBER, KPN, TELE2, UPC BUSINESS, VERIZON, VODAFONE en ZIGGO. Op basis van indicatoren 3_A_2_2_5, 3_A_2_3_1/3, 4_B_2_1-9, 4_F_9_1_a/e, _9_2_1/4, _9_6_a/c, _9_7_1-2, _9_10 van de SMM.