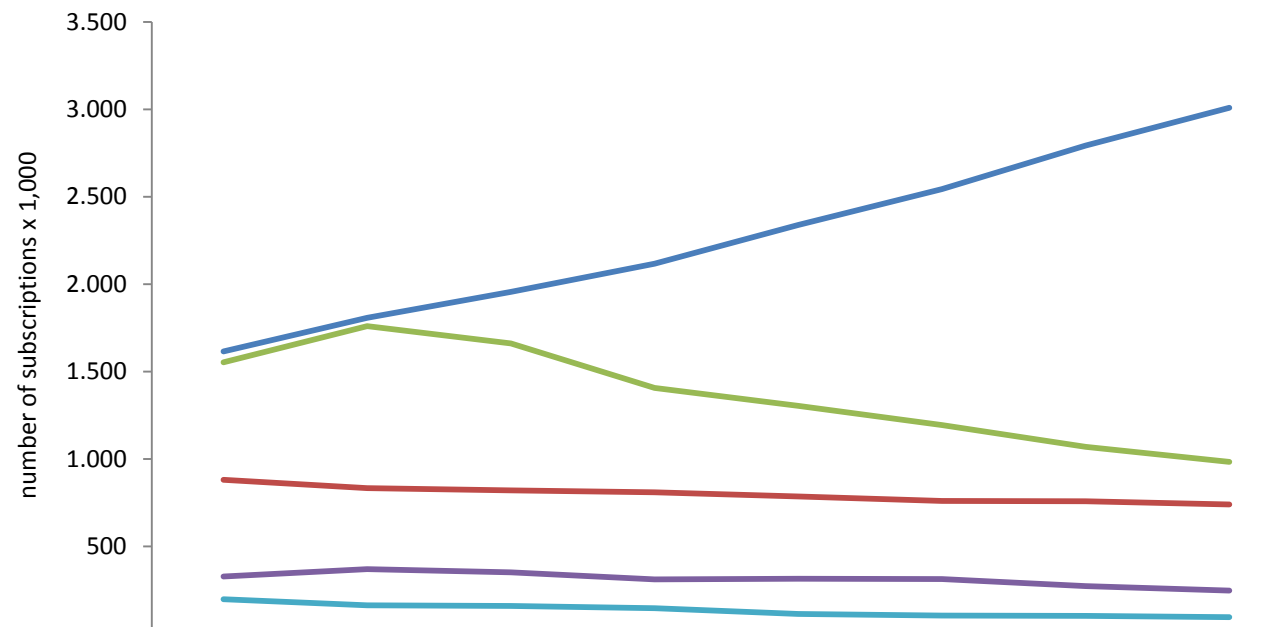


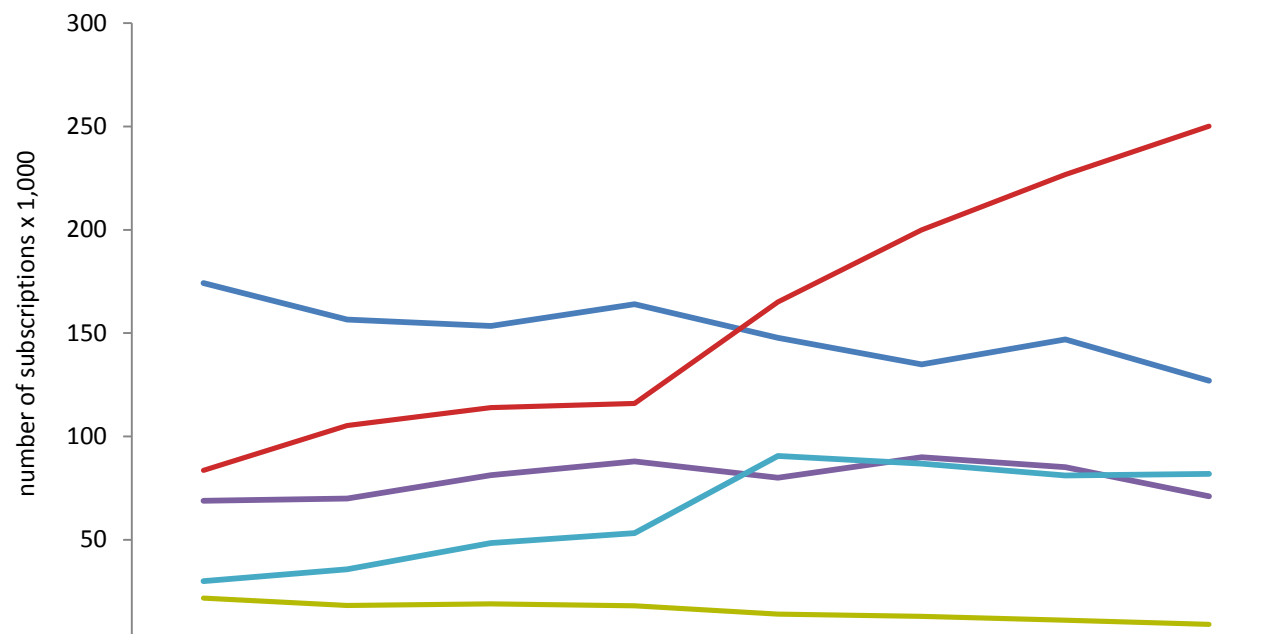


Multiplay: number of dual, triple and quadruple play customers (1)



	31-12-2008	30-6-2009	31-12-2009	30-6-2010	31-12-2010	30-6-2011	31-12-2011	30-6-2012
— Triple Play: Customers with (only) rtv + fixed telephony + broadband from same provider	1.615	1.808	1.956	2.118	2.339	2.544	2.793	3.010
— Dual Play: Customers with (only) rtv + broadband from same provider	880	833	820	809	785	759	759	739
— Dual Play: Customers with (only) fixed telephony + broadband from same provider	1.553	1.760	1.661	1.407	1.304	1.195	1.070	983
— Triple Play: Customers with (only) fixed and mobile telephony + broadband from same provider	327	370	351	312	315	314	272	248
— Dual Play: Customers with (only) fixed and mobile telephony from same provider	198	163	159	146	114	104	103	95

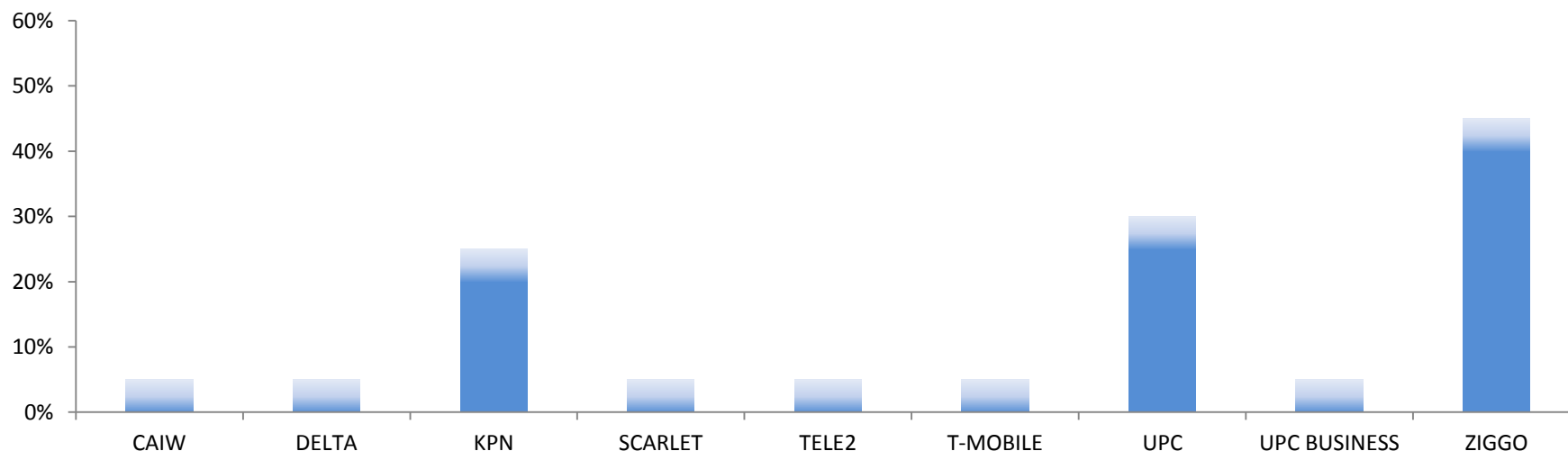
Multiplay: number of dual, triple and quadruple play customers (2)



	31-12-2008	30-6-2009	31-12-2009	30-6-2010	31-12-2010	30-6-2011	31-12-2011	30-6-2012
— Dual Play: Customers with (only) rtv + fixed telephony from same provider	174	157	153	164	148	135	147	127
— Quadruple Play: Customers with rtv + fixed and mobile telephony + broadband from same provider	84	105	114	116	165	200	227	250
— Triple Play: Customers with (only) rtv + fixed and mobile telephony from same provider	22	18	19	18	14	13	11	9
— Dual Play: Customers with rtv + mobile telephony from same provider	69	70	81	88	80	90	85	71
— Dual Play: Customers with (only) broadband + mobile telephony from same provider	30	36	48	53	91	87	81	82



Multiplay: provider shares for customers with (at least) rtv + fixed telephony + broadband from same provider (2012Q2)

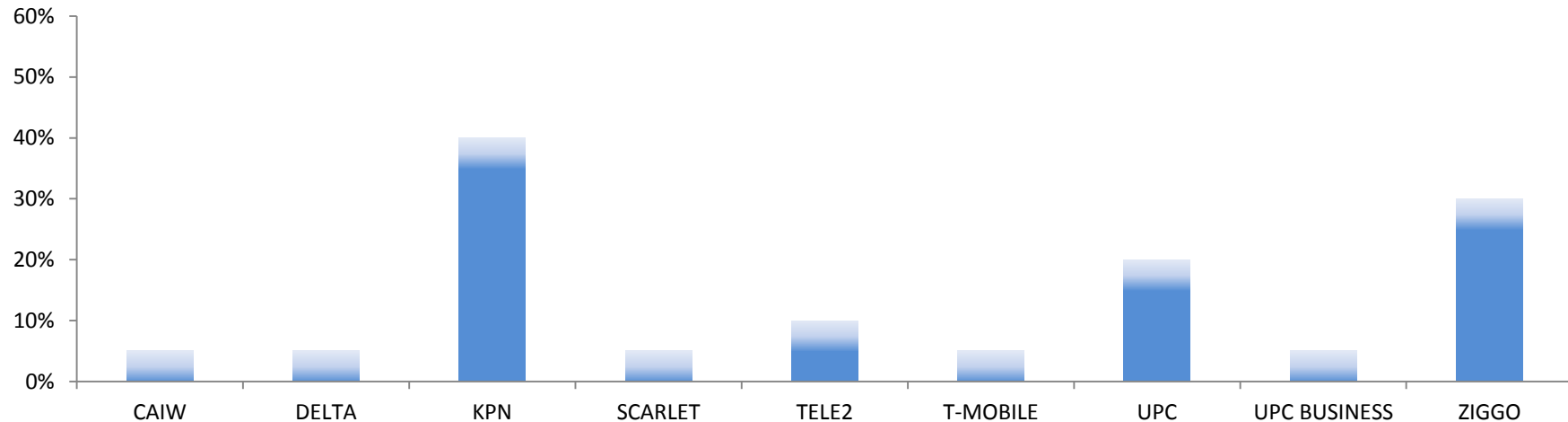


	31-12-2008	30-6-2009	31-12-2009	30-6-2010	31-12-2010	30-6-2011	31-12-2011	30-6-2012
BBNED	[0-5%]	[0-5%]	[0-5%]	[0-5%]	[0-5%]	[0-5%]	-	-
CAIW	[0-5%]	[0-5%]	[0-5%]	[0-5%]	[0-5%]	[0-5%]	[0-5%]	[0-5%]
DELTA	[0-5%]	[0-5%]	[0-5%]	[0-5%]	[0-5%]	[0-5%]	[0-5%]	[0-5%]
KPN	[15-20%]	[15-20%]	[15-20%]	[15-20%]	[20-25%]	[20-25%]	[20-25%]	[20-25%]
REGGEFIBER	-	[0-5%]	[0-5%]	[0-5%]	[0-5%]	[0-5%]	[0-5%]	-
SCARLET	-	-	-	[0-5%]	[0-5%]	[0-5%]	[0-5%]	[0-5%]
TELE2	[0-5%]	[0-5%]	[0-5%]	[0-5%]	[0-5%]	[0-5%]	[0-5%]	[0-5%]
T-MOBILE	-	-	-	-	-	[0-5%]	[0-5%]	[0-5%]
UPC	[30-35%]	[25-30%]	[25-30%]	[25-30%]	[25-30%]	[25-30%]	[25-30%]	[25-30%]
UPC BUSINESS	-	-	-	-	-	-	-	[0-5%]
ZIGGO	[40-45%]	[40-45%]	[45-50%]	[40-45%]	[40-45%]	[40-45%]	[40-45%]	[40-45%]

Based on figures from CAIW, DELTA, KPN, REGGEFIBER, TELE2, UPC, UPC BUSINESS and ZIGGO. Based on questions 5_C_6_1 and 5_C_6_3 of the SMM. As of 31-12-2011 BBNED merged with TELE2.



Multiplay: provider shares for customers with (at least) broadband + fixed telephony from same provider (2012Q2)

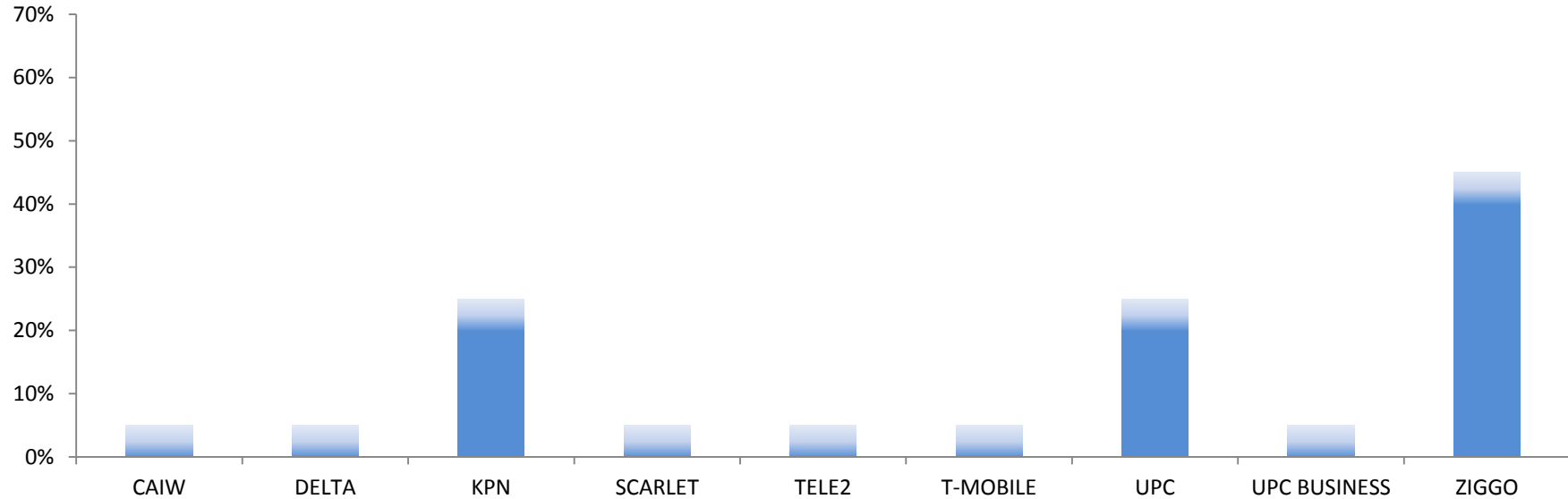


	31-12-2008	30-6-2009	31-12-2009	30-6-2010	31-12-2010	30-6-2011	31-12-2011	30-6-2012
BBNED	[0-5%]	[0-5%]	[0-5%]	[0-5%]	[0-5%]	[0-5%]	-	-
CAIW	[0-5%]	[0-5%]	[0-5%]	[0-5%]	[0-5%]	[0-5%]	[0-5%]	[0-5%]
DELTA	[0-5%]	[0-5%]	[0-5%]	[0-5%]	[0-5%]	[0-5%]	[0-5%]	[0-5%]
KPN	[45-50%]	[50-55%]	[45-50%]	[40-45%]	[40-45%]	[40-45%]	[35-40%]	[35-40%]
ONLINE	[0-5%]	[0-5%]	[0-5%]	[0-5%]	-	-	-	-
REGGEFIBER	-	[0-5%]	[0-5%]	[0-5%]	[0-5%]	[0-5%]	[0-5%]	-
SCARLET	[0-5%]	[0-5%]	[0-5%]	[0-5%]	[0-5%]	[0-5%]	[0-5%]	[0-5%]
TELE2	[5-10%]	[5-10%]	[5-10%]	[5-10%]	[5-10%]	[5-10%]	[5-10%]	[5-10%]
T-MOBILE	-	-	-	-	[0-5%]	[0-5%]	[0-5%]	[0-5%]
UPC	[15-20%]	[10-15%]	[10-15%]	[15-20%]	[15-20%]	[15-20%]	[15-20%]	[15-20%]
UPC BUSINESS	-	-	-	-	-	-	-	[0-5%]
ZIGGO	[20-25%]	[20-25%]	[20-25%]	[25-30%]	[25-30%]	[25-30%]	[25-30%]	[30-35%]

Based on figures from BBNED, CAIW, DELTA, KPN, ONLINE, REGGEFIBER, SCARLET, TELE2, T-MOBILE, UPC, UPC BUSINESS and ZIGGO. Based on questions 3_F_14_1, 5_C_6_1, 5_C_6_3 and 6_A_2_4 of the SMM. As of 31-12-2011 BBNED merged with TELE2.



Multiplay: provider shares for customers with (at least) rtv + broadband from same provider (2012Q2)



	31-12-2008	30-6-2009	31-12-2009	30-6-2010	31-12-2010	30-6-2011	31-12-2011	30-6-2012
BBNED	[0-5%]	[0-5%]	[0-5%]	[0-5%]	[0-5%]	[0-5%]	-	-
CAIW	[0-5%]	[0-5%]	[0-5%]	[0-5%]	[0-5%]	[0-5%]	[0-5%]	[0-5%]
DELTA	[0-5%]	[0-5%]	[0-5%]	[0-5%]	[0-5%]	[0-5%]	[0-5%]	[0-5%]
KPN	[10-15%]	[15-20%]	[15-20%]	[15-20%]	[15-20%]	[20-25%]	[20-25%]	[20-25%]
REGGEFIBER	-	[0-5%]	[0-5%]	[0-5%]	[0-5%]	[0-5%]	[0-5%]	-
SCARLET	-	-	-	[0-5%]	[0-5%]	[0-5%]	[0-5%]	[0-5%]
TELE2	[0-5%]	[0-5%]	[0-5%]	[0-5%]	[0-5%]	[0-5%]	[0-5%]	[0-5%]
T-MOBILE	-	-	-	-	-	[0-5%]	[0-5%]	[0-5%]
UPC	[25-30%]	[20-25%]	[25-30%]	[25-30%]	[25-30%]	[20-25%]	[20-25%]	[20-25%]
UPC BUSINESS	-	-	-	-	-	-	-	[0-5%]
ZIGGO	[50-55%]	[50-55%]	[45-50%]	[45-50%]	[45-50%]	[45-50%]	[40-45%]	[40-45%]

Based on figures from BBNED, CAIW, DELTA, KPN, REGGEFIBER, TELE2, UPC, UPC BUSINESS and ZIGGO. Based on questions 5_C_6_1 through 5_C_6_3 and 5_C_7_1 of the SMM. As of 31-12-2011 BBNED merged with TELE2.