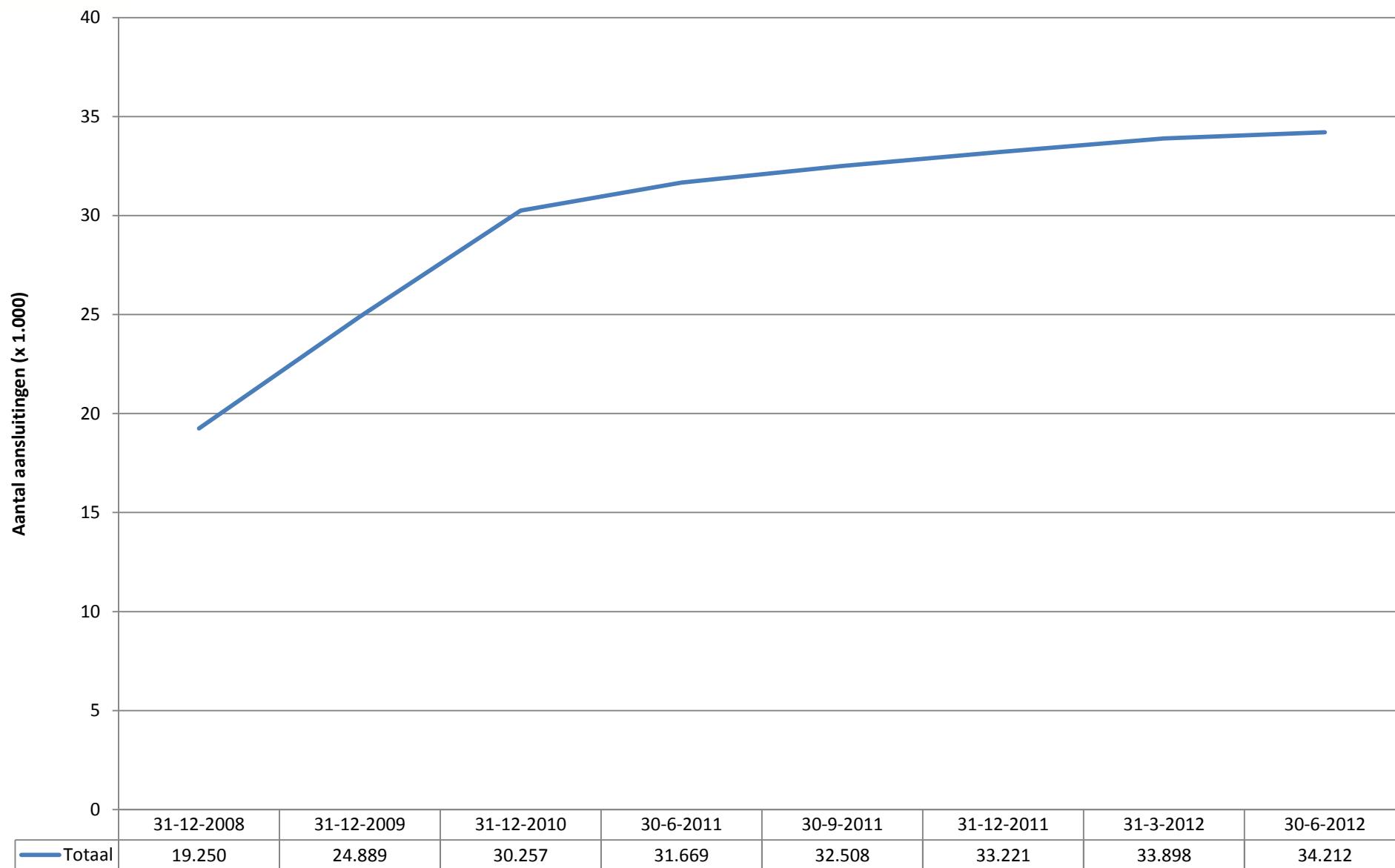




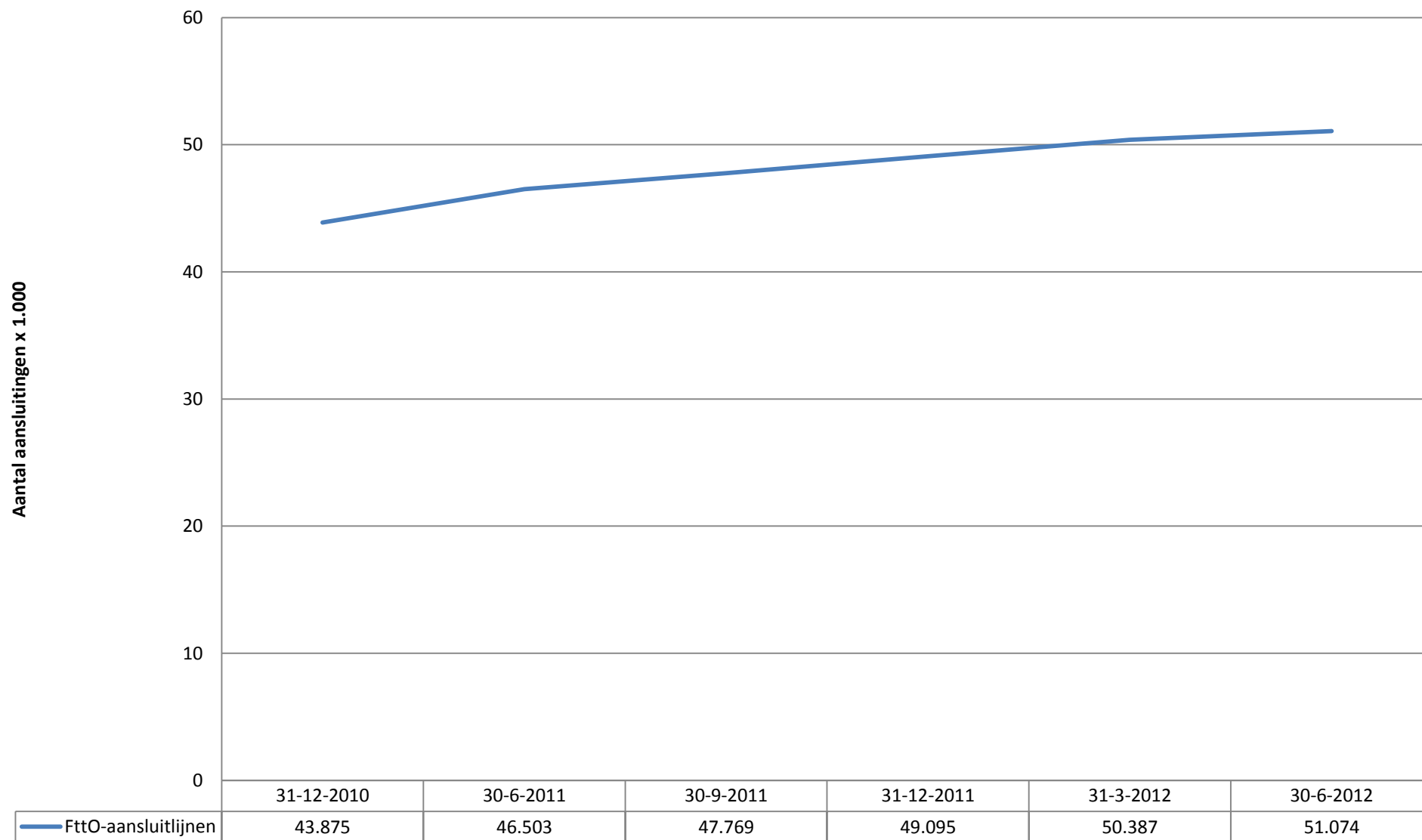
Breedband en huurlijnen: Retail zakelijke actieve glasaansluitingen



Op basis van gegevens van AT T, BBNED, BT, COLT, DELTA, EASYNET, EUROFIBER, KPN, TELE2, UPC BUSINESS, VERIZON, VODAFONE en ZIGGO. Op basis van indicatoren 4_A_1_1 van de SMM.



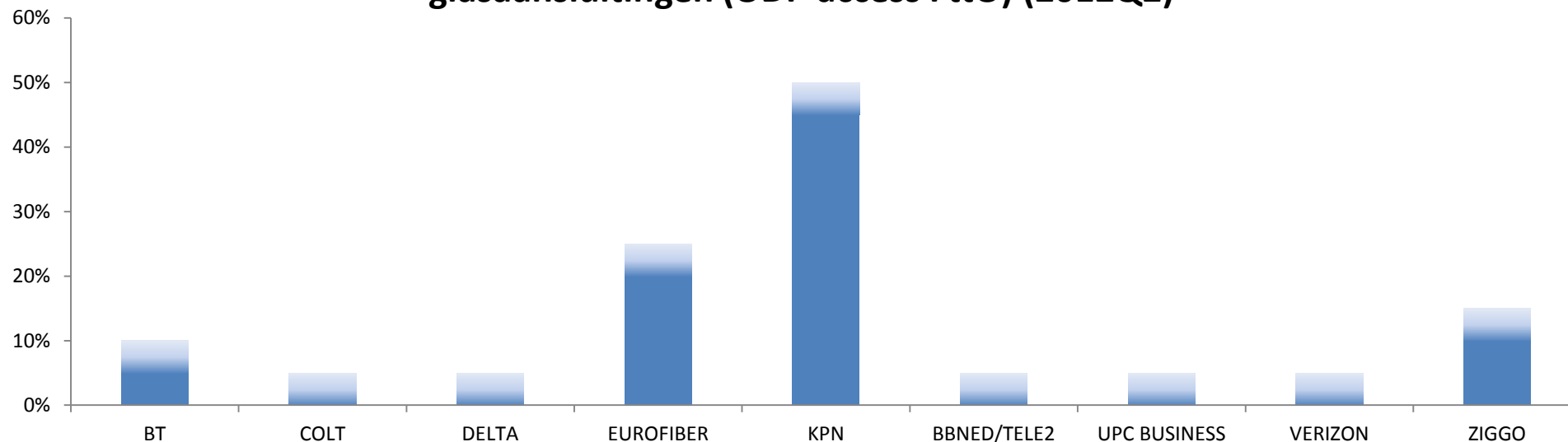
Breedband en huurlijnen: Wholesale zakelijke glasaansluitlijnen (ODF-access FttO)



Op basis van gegevens van AT T, BBNED, BT, COLT, DELTA, EASYNET, EUROFIBER, KPN, TELE2, UPC BUSINESS, VERIZON, VODAFONE en ZIGGO. Op basis van indicatoren 4_A_1_1-2, 4_E_8_1-3, 4_B_2_9 en 4_F_9_10 van de SMM.



Breedband en huurlijnen: Marktaandelen op basis van wholesale zakelijke glasaansluitingen (ODF-access FttO) (2012Q2)

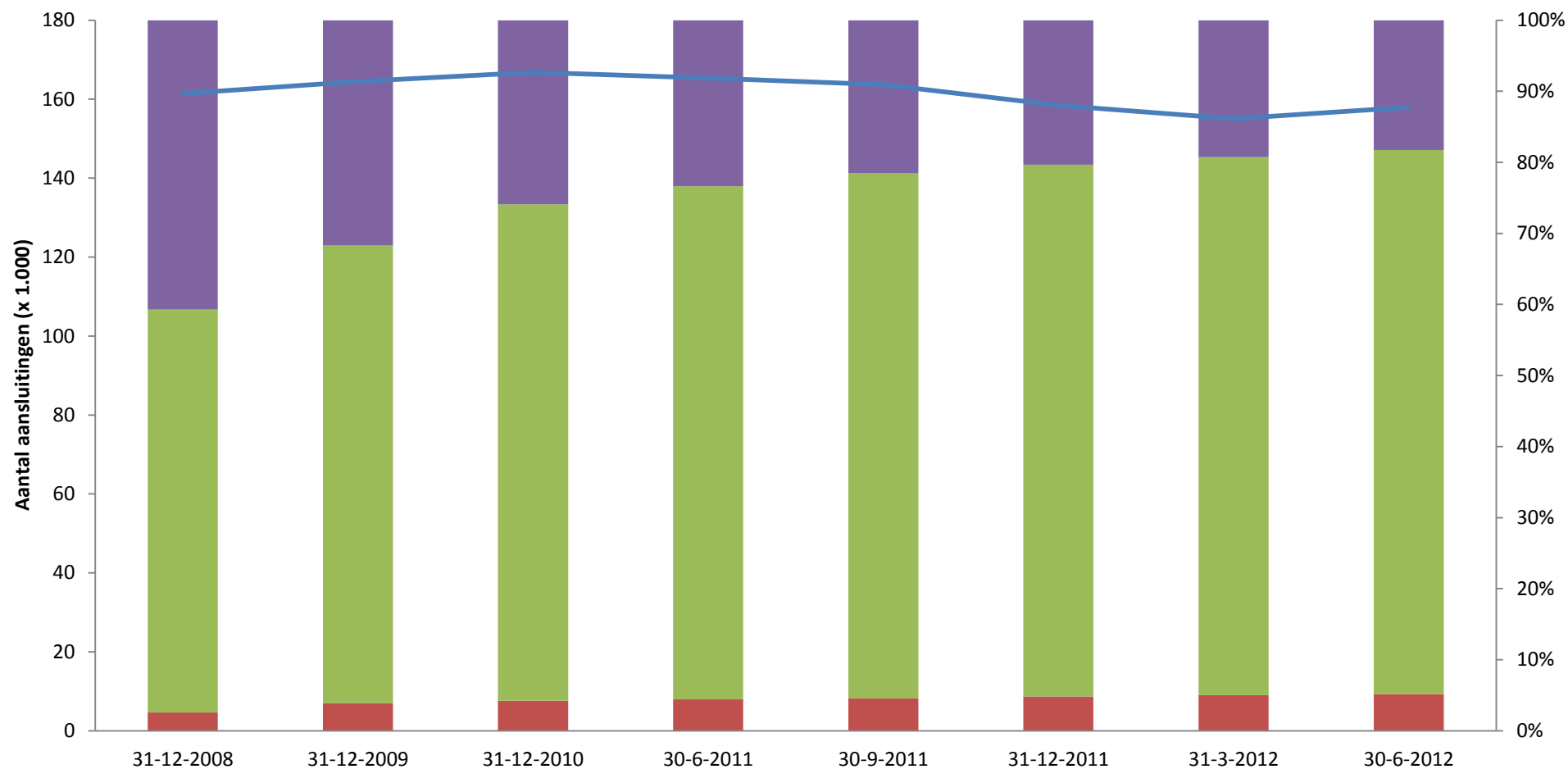


| | 31-12-2010 | 30-6-2011 | 30-9-2011 | 31-12-2011 | 31-3-2012 | 30-6-2012 |
|--------------|------------|-----------|-----------|------------|-----------|-----------|
| BT | [5-10%] | [5-10%] | [5-10%] | [5-10%] | [5-10%] | [5-10%] |
| COLT | [0-5%] | [0-5%] | [0-5%] | [0-5%] | [0-5%] | [0-5%] |
| DELTA | [0-5%] | [0-5%] | [0-5%] | [0-5%] | [0-5%] | [0-5%] |
| EUROFIBER | [15-20%] | [15-20%] | [20-25%] | [20-25%] | [20-25%] | [20-25%] |
| KPN | [40-45%] | [45-50%] | [45-50%] | [45-50%] | [45-50%] | [45-50%] |
| BBNED/TELE2 | [5-10%] | [5-10%] | [5-10%] | [5-10%] | [5-10%] | [0-5%] |
| UPC BUSINESS | [0-5%] | [0-5%] | [0-5%] | [0-5%] | [0-5%] | [0-5%] |
| VERIZON | [0-5%] | [0-5%] | [0-5%] | [0-5%] | [0-5%] | [0-5%] |
| ZIGGO | [15-20%] | [10-15%] | [10-15%] | [10-15%] | [10-15%] | [10-15%] |

Op basis van gegevens van AT T, BBNED, BT, COLT, DELTA, EASYNET, EUROFIBER, KPN, TELE2, UPC BUSINESS, VERIZON, VODAFONE en ZIGGO. Op basis van indicatoren 4_A_1_1, 4_E_8_1-3, 4_B_2_9 en 4_F_9_10 van de SMM.



Breedband en huurlijnen: Retail zakelijke netwerkdiensten

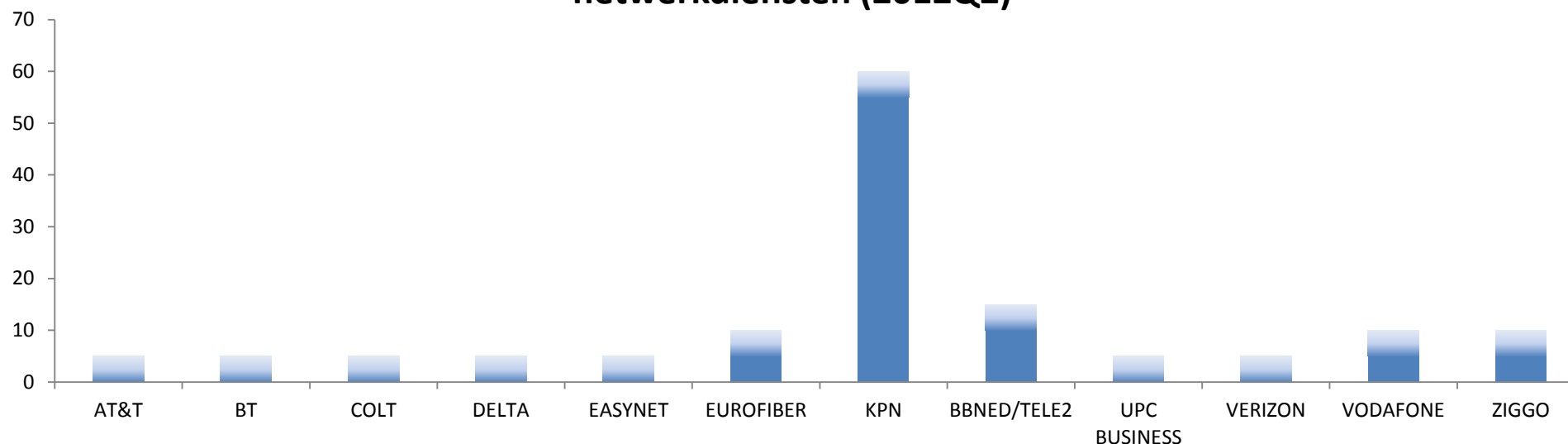


| | 31-12-2008 | 31-12-2009 | 31-12-2010 | 30-6-2011 | 30-9-2011 | 31-12-2011 | 31-3-2012 | 30-6-2012 |
|-------------------------------------|------------|------------|------------|-----------|-----------|------------|-----------|-----------|
| Klassieke huurlijnen | 41% | 32% | 26% | 23% | 22% | 20% | 19% | 18% |
| Datacom | 57% | 64% | 70% | 72% | 74% | 75% | 76% | 77% |
| Dark fiber | 3% | 4% | 4% | 4% | 5% | 5% | 5% | 5% |
| Zakelijke netwerkdiensten (x 1.000) | 161 | 164 | 167 | 165 | 164 | 158 | 155 | 158 |

Op basis van gegevens van AT T, BBNED, BT, COLT, DELTA, EASYNET, EUROFIBER, KPN, TELE2, UPC BUSINESS, VERIZON, VODAFONE en ZIGGO. Op basis van indicatoren 4_B_2_1-2-3-4-6-7-8-9 en 4_C_4_1-2 van de SMM.



Breedband en huurlijnen: Marktaandelen op basis van retail zakelijke netwerkdiensten (2012Q2)

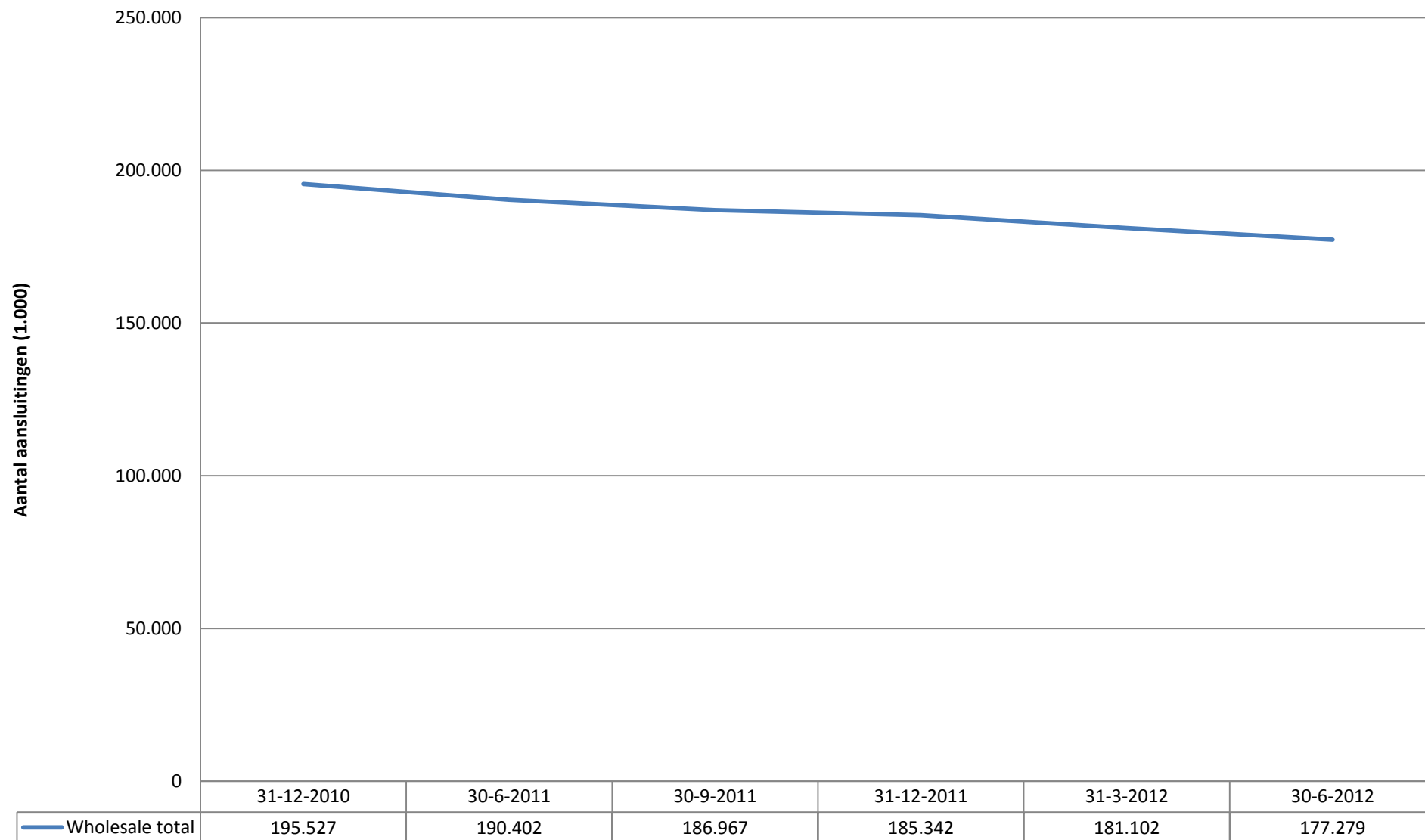


| | 31-12-2008 | 31-12-2009 | 31-12-2010 | 30-6-2011 | 30-9-2011 | 31-12-2011 | 31-3-2012 | 30-6-2012 |
|--------------|------------|------------|------------|-----------|-----------|------------|-----------|-----------|
| AT&T | [0-5%] | [0-5%] | [0-5%] | [0-5%] | [0-5%] | [0-5%] | [0-5%] | [0-5%] |
| BT | [5-10%] | [5-10%] | [0-5%] | [0-5%] | [0-5%] | [0-5%] | [0-5%] | [0-5%] |
| COLT | [0-5%] | [0-5%] | [0-5%] | [0-5%] | [0-5%] | [0-5%] | [0-5%] | [0-5%] |
| DELTA | [0-5%] | [0-5%] | [0-5%] | [0-5%] | [0-5%] | [0-5%] | [0-5%] | [0-5%] |
| EASYNET | - | - | [0-5%] | [0-5%] | [0-5%] | [0-5%] | [0-5%] | [0-5%] |
| EUROFIBER | [0-5%] | [0-5%] | [0-5%] | [0-5%] | [0-5%] | [5-10%] | [5-10%] | [5-10%] |
| KPN | [65-70%] | [60-65%] | [55-60%] | [55-60%] | [55-60%] | [55-60%] | [55-60%] | [55-60%] |
| BBNED/TELE2 | [10-15%] | [10-15%] | [10-15%] | [10-15%] | [10-15%] | [10-15%] | [10-15%] | [10-15%] |
| UPC BUSINESS | [0-5%] | [0-5%] | [0-5%] | [0-5%] | [0-5%] | [0-5%] | [0-5%] | [0-5%] |
| VERIZON | [0-5%] | [0-5%] | [0-5%] | [0-5%] | [0-5%] | [0-5%] | [0-5%] | [0-5%] |
| VODAFONE | [5-10%] | [5-10%] | [5-10%] | [5-10%] | [5-10%] | [5-10%] | [5-10%] | [5-10%] |
| ZIGGO | [0-5%] | [0-5%] | [0-5%] | [0-5%] | [0-5%] | [0-5%] | [0-5%] | [5-10%] |

Op basis van gegevens van AT T, BBNED, BT, COLT, DELTA, EASYNET, EUROFIBER, KPN, TELE2, UPC BUSINESS, VERIZON, VODAFONE en ZIGGO. Op basis van indicatoren 4_B_2_1-2-3-4-6-7-8-9 en 4_C_4_1-2 van de SMM.



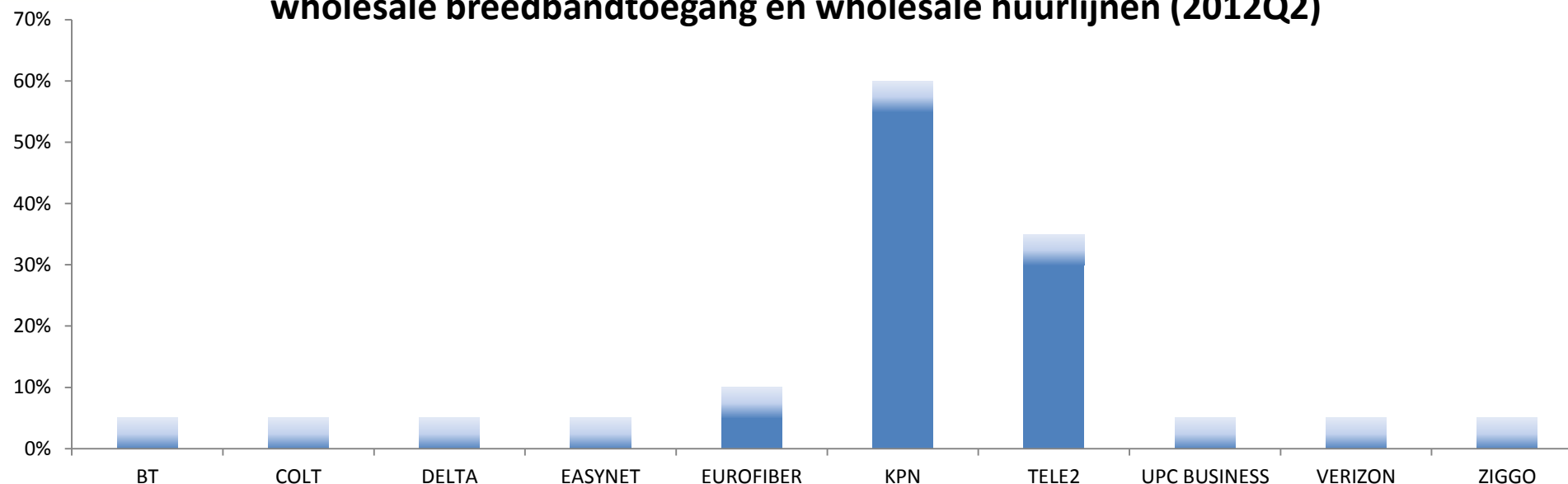
Breedband en huurlijnen: Hoge kwaliteit wholesale breedbandtoegang en wholesale huurlijnen



Op basis van cijfers van AT T, BBNED, BT, COLT, DELTA, EASYNET, EUROFIBER, KPN, TELE2, UPC BUSINESS, VERIZON, VODAFONE en ZIGGO. Op basis van indicatoren 3_A_2_2_5, 3_A_2_3_1/3, 4_B_2_1-9, 4_F_9_1_a/e, _9_2_1/4, _9_6_a/c, _9_7_1-2, _9_10 van de SMM.



Breedband en huurlijnen: Marktaandelen op basis van hoge kwaliteit wholesale breedbandtoegang en wholesale huurlijnen (2012Q2)



| | 31-12-2010 | 30-6-2011 | 30-9-2011 | 31-12-2011 | 31-3-2012 | 30-6-2012 |
|--------------|------------|-----------|-----------|------------|-----------|-----------|
| BT | [0-5%] | [0-5%] | [0-5%] | [0-5%] | [0-5%] | [0-5%] |
| COLT | [0-5%] | [0-5%] | [0-5%] | [0-5%] | [0-5%] | [0-5%] |
| DELTA | [0-5%] | [0-5%] | [0-5%] | [0-5%] | [0-5%] | [0-5%] |
| EASYNET | [0-5%] | [0-5%] | [0-5%] | [0-5%] | [0-5%] | [0-5%] |
| EUROFIBER | [0-5%] | [0-5%] | [5-10%] | [5-10%] | [5-10%] | [5-10%] |
| KPN | [60-65%] | [55-60%] | [55-60%] | [55-60%] | [55-60%] | [55-60%] |
| TELE2/BBNED | [30-35%] | [30-35%] | [30-35%] | [30-35%] | [30-35%] | [30-35%] |
| UPC BUSINESS | [0-5%] | [0-5%] | [0-5%] | [0-5%] | [0-5%] | [0-5%] |
| VERIZON | [0-5%] | [0-5%] | [0-5%] | [0-5%] | [0-5%] | [0-5%] |
| ZIGGO | [0-5%] | [0-5%] | [0-5%] | [0-5%] | [0-5%] | [0-5%] |