Vaste telefonie: Aantal retail aansluitingen PSTN + VoB

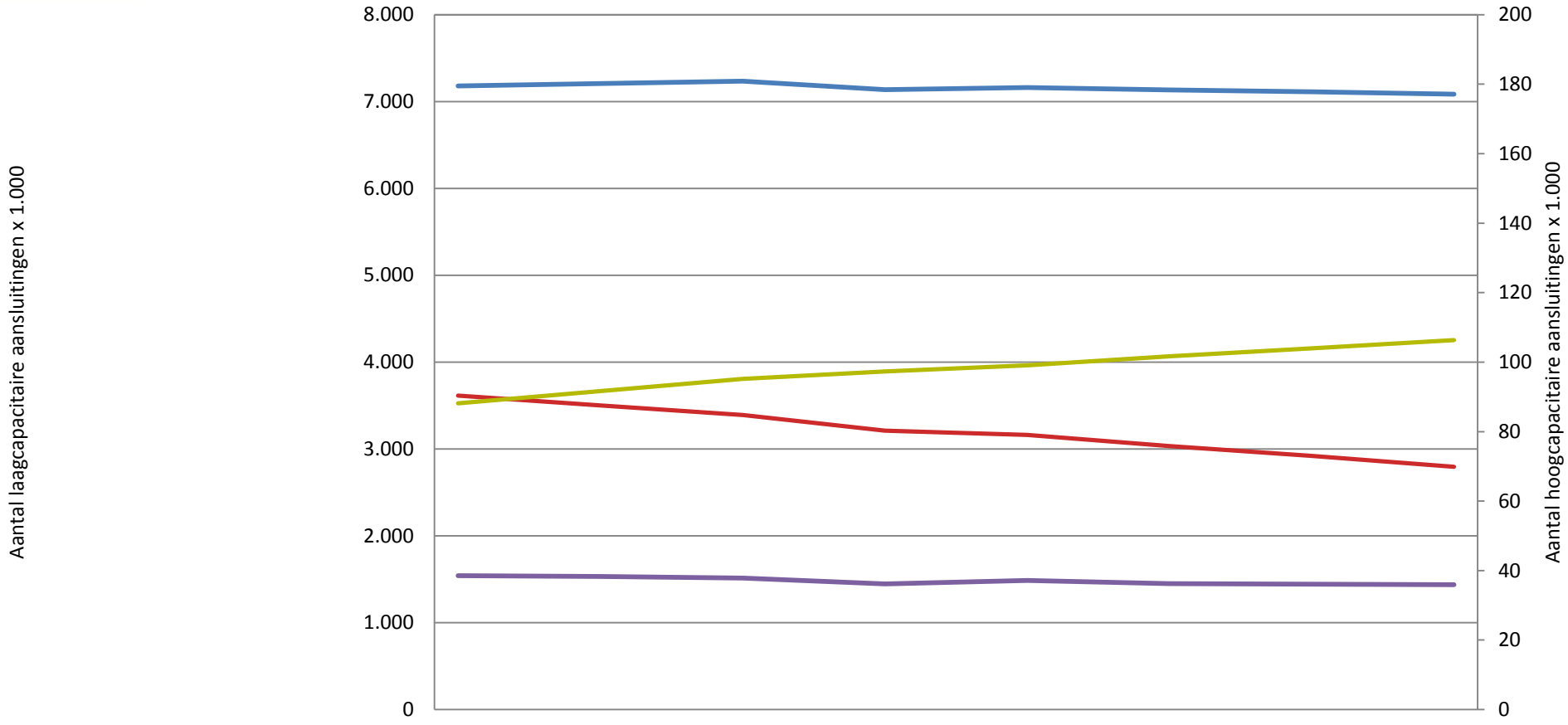

	30-6-2010	30-9-2010	31-12-2010	31-3-2011	30-6-2011	30-9-2011	31-12-2011	31-3-2012
Totaal aantal retail aansluitingen VT	7.179	7.207	7.234	7.138	7.162	7.135	7.113	7.084
Aantal laagcapacitaire aansluitingen PSTN	3.615	3.502	3.391	3.210	3.161	3.033	2.919	2.795
Aantal laagcapacitaire aansluitingen VoB	3.525	3.667	3.806	3.891	3.964	4.065	4.157	4.253
Aantal hoogcapacitaire aansluitingen	39	38	38	36	37	36	36	36

Op basis van gegevens van ATLANTIC, BBNED, BT, CAIW, COLT, DELTA, ESPRIT, KPN, ONLINE, PRETIUM, SCARLET, TELE2, T-MOBILE, UPC, UPC BUSINESS, VERIZON en ZIGGO. Op basis van vragen 2_A2_2_1 t/m 2_A2_2_4 van de SMM.

Vaste telefonie: Churn op basis van aantal retail aansluitingen PSTN + VoB

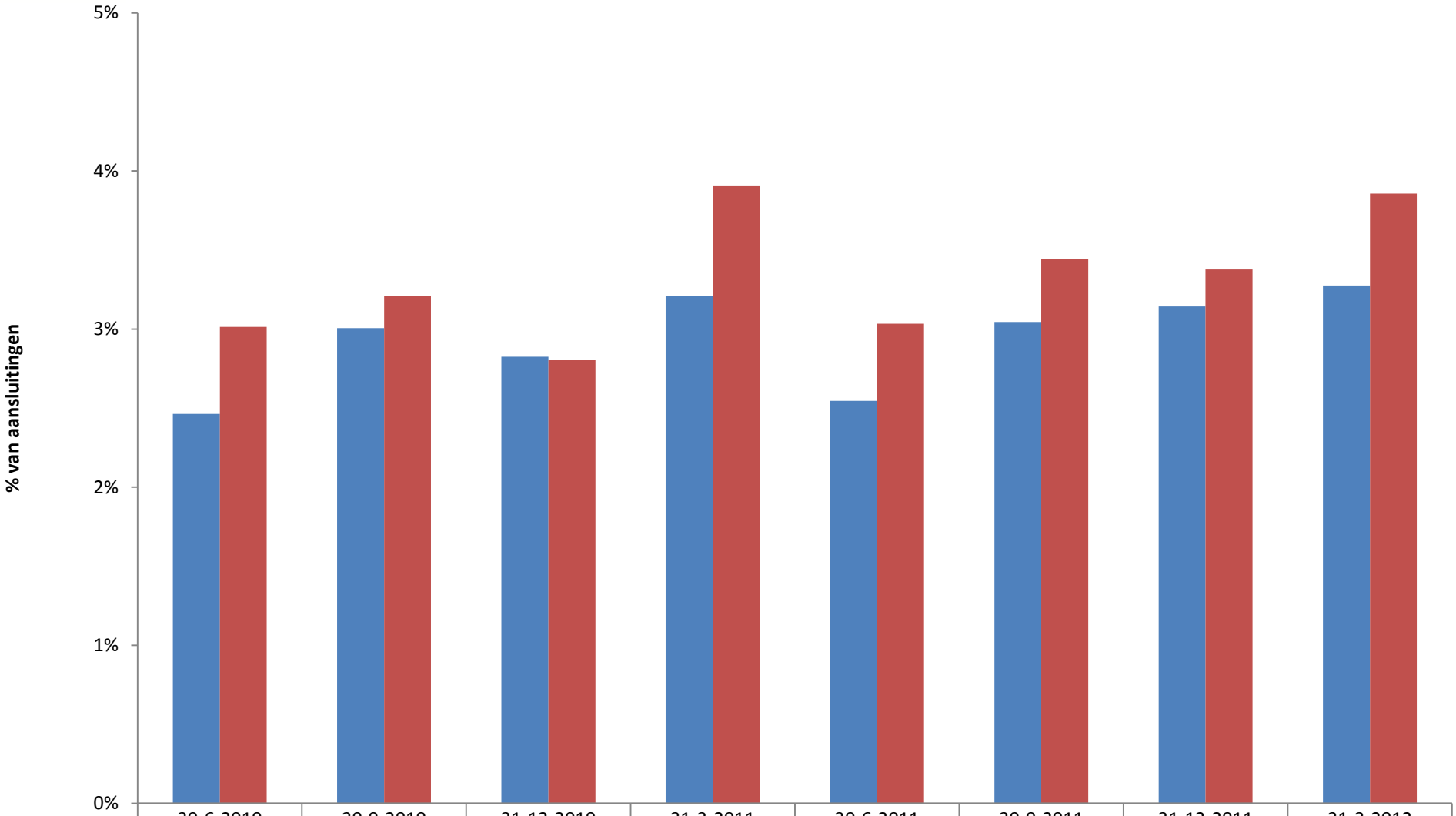

	30-6-2010	30-9-2010	31-12-2010	31-3-2011	30-6-2011	30-9-2011	31-12-2011	31-3-2012
Adds	2,5%	3,0%	2,8%	3,2%	2,5%	3,0%	3,1%	3,3%
Disconnects	3,0%	3,2%	2,8%	3,9%	3,0%	3,4%	3,4%	3,9%

Op basis van gegevens van ATLANTIC, BBNED, BT, CAIW, COLT, DELTA, ESPRIT, KPN, ONLINE, PRETIUM, SCARLET, TELE2, T-MOBILE, UPC, UPC BUSINESS, VERIZON en ZIGGO. Op basis van vragen 2_A3_5, -6, -7, -8_1, -2 van de SMM.

Vaste telefonie: Marktaandelen retail laagcapacitaire aansluitingen PSTN + VoB (2012Q1)

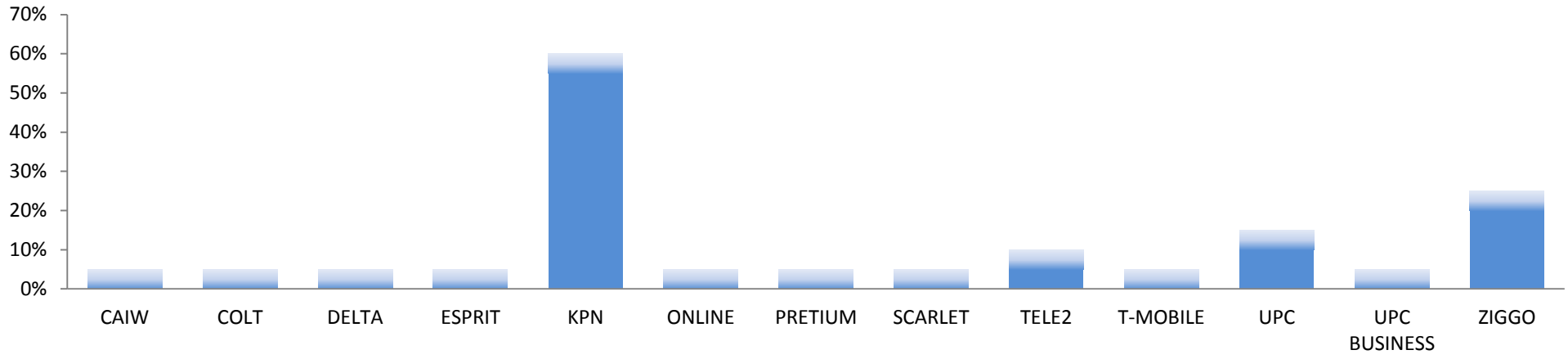

	30-6-2010	30-9-2010	31-12-2010	31-3-2011	30-6-2011	30-9-2011	31-12-2011	31-3-2012
ATLANTIC	[0-5%]	[0-5%]	[0-5%]	-	-	-	-	-
BBNED	[0-5%]	[0-5%]	[0-5%]	[0-5%]	[0-5%]	[0-5%]	-	-
CAIW	[0-5%]	[0-5%]	[0-5%]	[0-5%]	[0-5%]	[0-5%]	[0-5%]	[0-5%]
COLT	[0-5%]	[0-5%]	[0-5%]	[0-5%]	[0-5%]	[0-5%]	[0-5%]	[0-5%]
DELTA	[0-5%]	[0-5%]	[0-5%]	[0-5%]	[0-5%]	[0-5%]	[0-5%]	[0-5%]
ESPRIT	[0-5%]	[0-5%]	[0-5%]	[0-5%]	[0-5%]	[0-5%]	[0-5%]	[0-5%]
KPN	[60-65%]	[60-65%]	[60-65%]	[55-60%]	[55-60%]	[55-60%]	[55-60%]	[55-60%]
ONLINE	[0-5%]	[0-5%]	-	-	-	-	-	-
PRETIUM	[0-5%]	[0-5%]	[0-5%]	[0-5%]	[0-5%]	[0-5%]	[0-5%]	[0-5%]
SCARLET	[0-5%]	[0-5%]	[0-5%]	[0-5%]	[0-5%]	[0-5%]	[0-5%]	[0-5%]
TELE2	[5-10%]	[5-10%]	[5-10%]	[5-10%]	[5-10%]	[5-10%]	[5-10%]	[5-10%]
T-MOBILE	-	-	[0-5%]	[0-5%]	[0-5%]	[0-5%]	[0-5%]	[0-5%]
UPC	[5-10%]	[5-10%]	[10-15%]	[10-15%]	[10-15%]	[10-15%]	[10-15%]	[10-15%]
UPC BUSINESS	-	[0-5%]	[0-5%]	[0-5%]	[0-5%]	[0-5%]	[0-5%]	[0-5%]
ZIGGO	[15-20%]	[15-20%]	[15-20%]	[15-20%]	[15-20%]	[15-20%]	[15-20%]	[20-25%]

Op basis van gegevens van ATLANTIC, BBNED, CAIW, COLT, DELTA, ESPRIT, KPN, ONLINE, PRETIUM, SCARLET, TELE2, T-MOBILE, UPC, UPC BUSINESS en ZIGGO. Op basis van vragen 2_A2_2_1 en 2_A2_2_2 van de SMM.

Vaste telefonie: Verhoudingen retail laagcapacitaire aansluitingen PSTN (2012Q1)

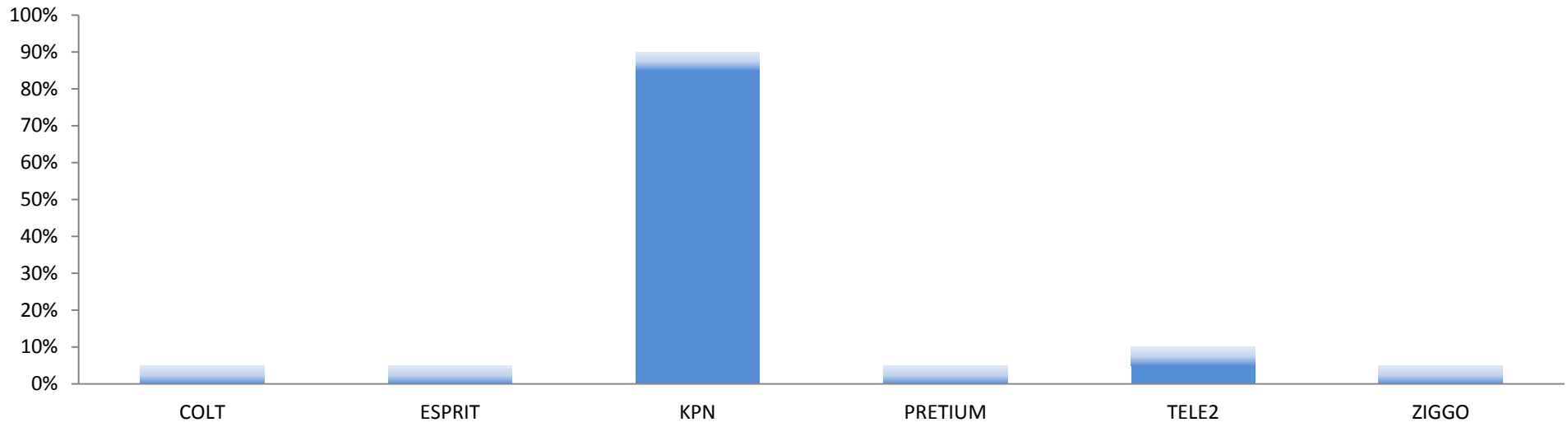

	30-6-2010	30-9-2010	31-12-2010	31-3-2011	30-6-2011	30-9-2011	31-12-2011	31-3-2012
ATLANTIC	[0-5%]	[0-5%]	[0-5%]	-	-	-	-	-
BBNED	[0-5%]	[0-5%]	[0-5%]	[0-5%]	[0-5%]	[0-5%]	-	-
COLT	[0-5%]	[0-5%]	[0-5%]	[0-5%]	[0-5%]	[0-5%]	[0-5%]	[0-5%]
ESPRIT	[0-5%]	[0-5%]	[0-5%]	[0-5%]	[0-5%]	[0-5%]	[0-5%]	[0-5%]
KPN	[85-90%]	[85-90%]	[85-90%]	[85-90%]	[85-90%]	[85-90%]	[85-90%]	[85-90%]
PRETIUM	[0-5%]	[0-5%]	[0-5%]	[0-5%]	[0-5%]	[0-5%]	[0-5%]	[0-5%]
TELE2	[0-5%]	[0-5%]	[0-5%]	[5-10%]	[5-10%]	[5-10%]	[5-10%]	[5-10%]
UPC	[0-5%]	[0-5%]	[0-5%]	-	-	-	-	-
ZIGGO	-	-	[0-5%]	[0-5%]	[0-5%]	[0-5%]	[0-5%]	[0-5%]

Op basis van gegevens van ATLANTIC, BBNED, COLT, ESPRIT, KPN, PRETIUM, TELE2, UPC en ZIGGO. Op basis van vraag 2_A2_2_1 van de SMM.

Vaste telefonie: Verhoudingen retail laagcapacitaire aansluitingen VoB (2012Q1)

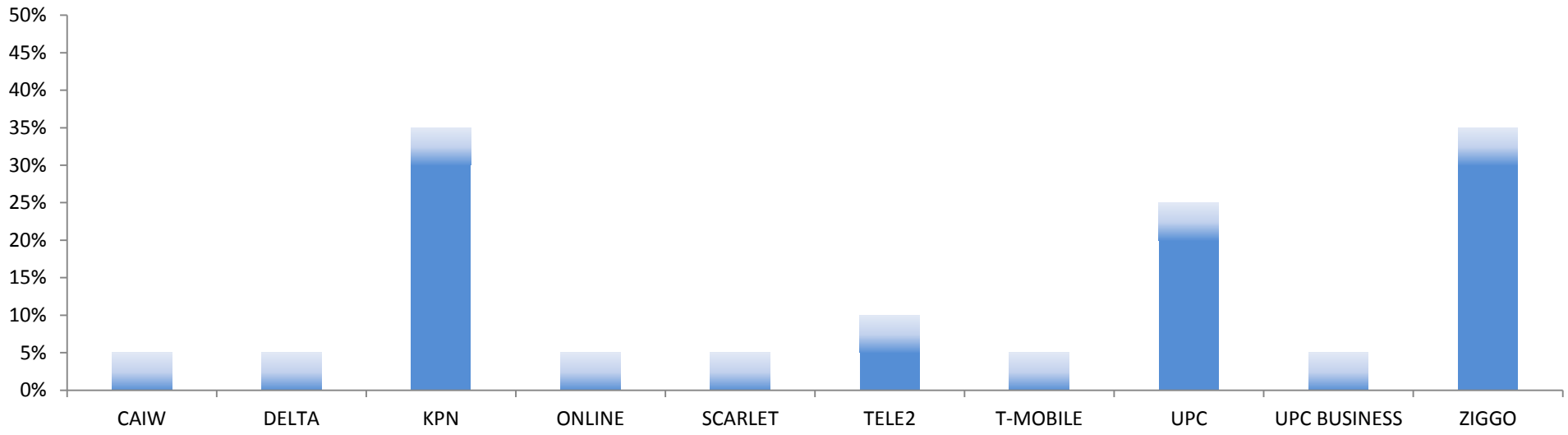

	30-6-2010	30-9-2010	31-12-2010	31-3-2011	30-6-2011	30-9-2011	31-12-2011	31-3-2012
BBNED	[0-5%]	[0-5%]	[0-5%]	[0-5%]	[0-5%]	[0-5%]	-	-
CAIW	[0-5%]	[0-5%]	[0-5%]	[0-5%]	[0-5%]	[0-5%]	[0-5%]	[0-5%]
DELTA	[0-5%]	[0-5%]	[0-5%]	[0-5%]	[0-5%]	[0-5%]	[0-5%]	[0-5%]
ESPRIT	-	-	-	-	[0-5%]	-	-	-
KPN	[30-35%]	[35-40%]	[30-35%]	[30-35%]	[30-35%]	[30-35%]	[30-35%]	[30-35%]
ONLINE	[0-5%]	[0-5%]	-	-	-	-	-	-
SCARLET	[0-5%]	[0-5%]	[0-5%]	[0-5%]	[0-5%]	[0-5%]	[0-5%]	[0-5%]
TELE2	[5-10%]	[5-10%]	[5-10%]	[5-10%]	[5-10%]	[5-10%]	[5-10%]	[5-10%]
T-MOBILE	-	-	[0-5%]	[0-5%]	[0-5%]	[0-5%]	[0-5%]	[0-5%]
UPC	[15-20%]	[15-20%]	[15-20%]	[15-20%]	[15-20%]	[15-20%]	[20-25%]	[20-25%]
UPC BUSINESS	-	[0-5%]	[0-5%]	[0-5%]	[0-5%]	[0-5%]	[0-5%]	[0-5%]
ZIGGO	[30-35%]	[30-35%]	[30-35%]	[30-35%]	[30-35%]	[30-35%]	[30-35%]	[30-35%]

Op basis van gegevens van BBNED, CAIW, DELTA, ESPRIT, KPN, ONLINE, SCARLET, TELE2, T-MOBILE, UPC, UPC BUSINESS en ZIGGO. Op basis van vraag 2_A2_2_2 van de SMM.

Vaste telefonie: Marktaandelen retail hoogcapacitaire aansluitingen PSTN + VoB (2012Q1)

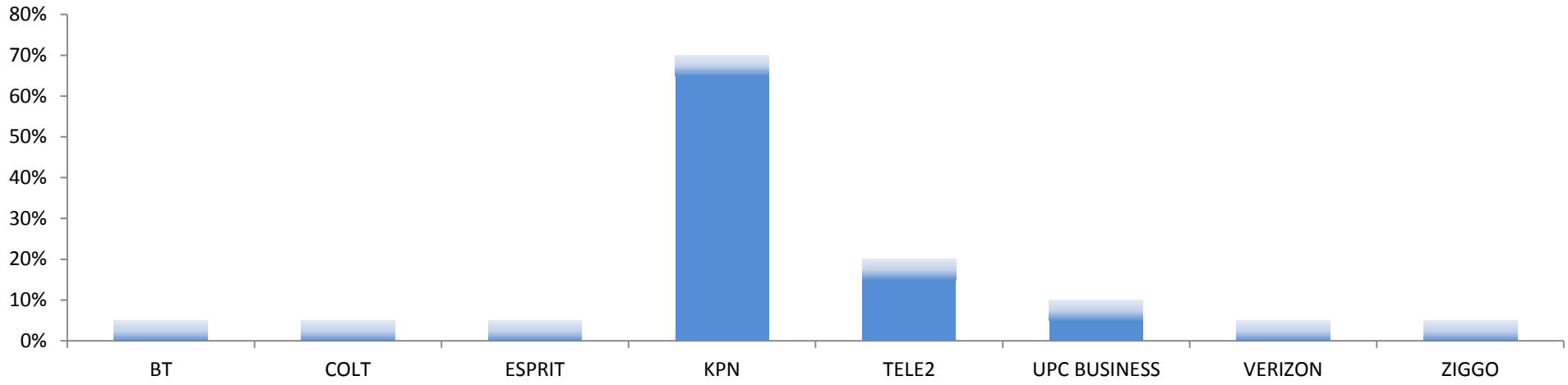

	30-6-2010	30-9-2010	31-12-2010	31-3-2011	30-6-2011	30-9-2011	31-12-2011	31-3-2012
ATLANTIC	[0-5%]	[0-5%]	[0-5%]	-	-	-	-	-
BBNED	[0-5%]	[0-5%]	[0-5%]	[0-5%]	[0-5%]	[0-5%]	-	-
BT	[0-5%]	[0-5%]	[0-5%]	[0-5%]	[0-5%]	[0-5%]	[0-5%]	[0-5%]
COLT	[0-5%]	[0-5%]	[0-5%]	[0-5%]	[0-5%]	[0-5%]	[0-5%]	[0-5%]
ESPRIT	[0-5%]	[0-5%]	[0-5%]	[0-5%]	[0-5%]	[0-5%]	[0-5%]	[0-5%]
KPN	[65-70%]	[65-70%]	[65-70%]	[65-70%]	[65-70%]	[65-70%]	[65-70%]	[65-70%]
TELE2	[10-15%]	[10-15%]	[10-15%]	[10-15%]	[10-15%]	[10-15%]	[15-20%]	[15-20%]
UPC BUSINESS	[5-10%]	[5-10%]	[5-10%]	[5-10%]	[5-10%]	[5-10%]	[5-10%]	[5-10%]
VERIZON	[0-5%]	[0-5%]	[0-5%]	[0-5%]	[0-5%]	[0-5%]	[0-5%]	[0-5%]
ZIGGO	[0-5%]	[0-5%]	[0-5%]	[0-5%]	[0-5%]	[0-5%]	[0-5%]	[0-5%]

Op basis van gegevens van ATLANTIC, BT, COLT, ESPRIT, KPN, TELE2, UPC BUSINESS, VERIZON en ZIGGO. Op basis van vragen 2_A2_2_3 en 2_A2_2_4 van de SMM.

Vaste telefonie: Herfindahl-Hirschman Index van retail aansluitingen PSTN+VoB

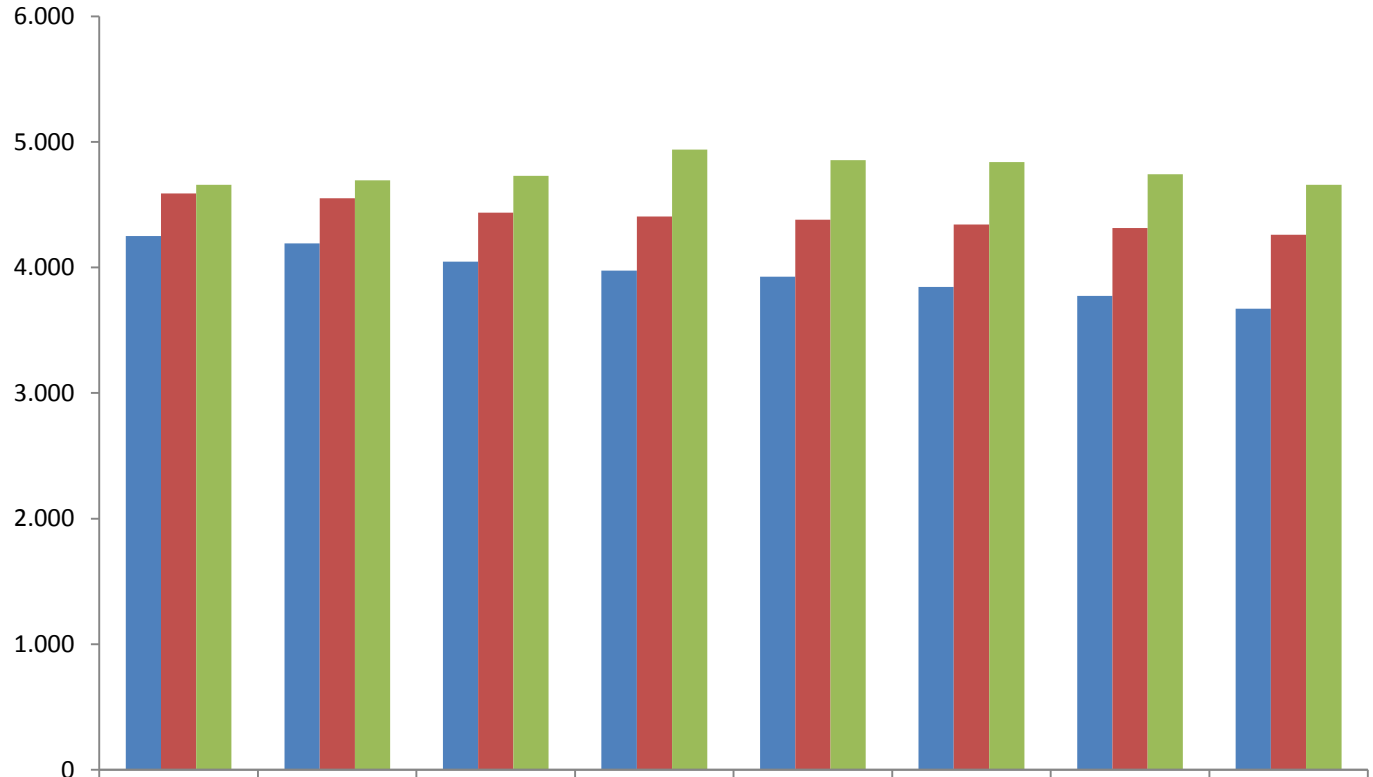

	30-6-2010	30-9-2010	31-12-2010	31-3-2011	30-6-2011	30-9-2011	31-12-2011	31-3-2012
HHI concentratie-index laagcapacitaire aansluitingen PSTN + VoB	4.252	4.192	4.047	3.976	3.928	3.846	3.773	3.671
HHI concentratie-index laagcapacitaire aansluitingen PSTN + VoB, wanneer regionale kabelaanbieders gezamenlijk als één aanbieder worden gezien	4.589	4.552	4.437	4.407	4.380	4.341	4.314	4.261
HHI hoogcapacitaire aansluitingen PSTN + VoB	4.660	4.695	4.730	4.939	4.854	4.840	4.743	4.657

Op basis van gegevens van ATLANTIC, BT, CAIW, COLT, DELTA, ESPRIT, KPN, ONLINE, PRETIUM, SCARLET, TELE2, T-MOBILE, UPC, UPC BUSINESS, VERIZON en ZIGGO.
Op basis van vragen 2_A2_2_1 t/m 2_A2_2_4 van de SMM.

Vaste telefonie: Aantal retail WLR aansluitingen en CPS abonnees

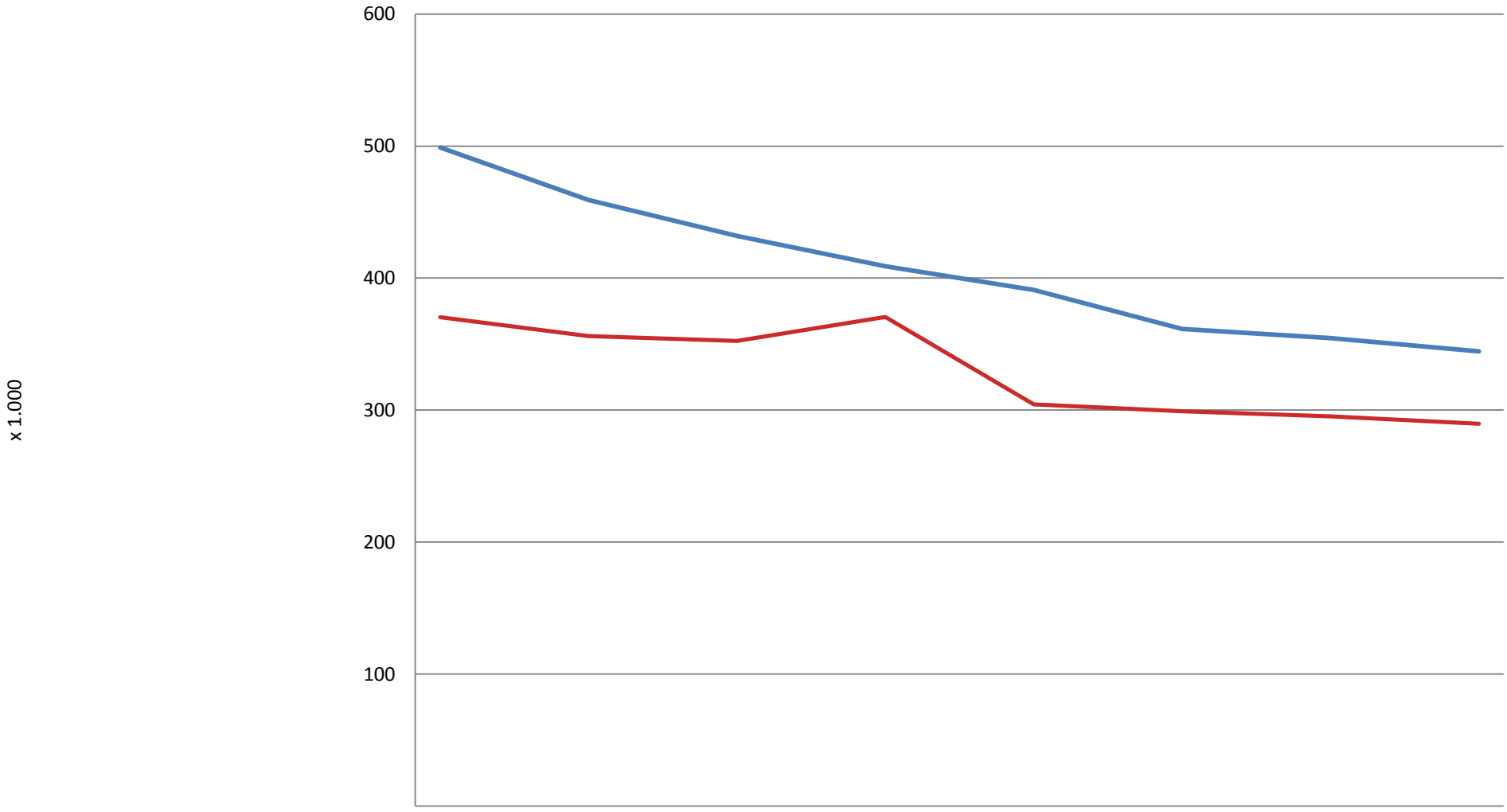

	30-6-2010	30-9-2010	31-12-2010	31-3-2011	30-6-2011	30-9-2011	31-12-2011	31-3-2012
Aantal CPS abonnees	499	459	432	409	391	361	354	344
Aantal wholesale line rental aansluitingen	370	356	352	371	304	299	295	290

Op basis van gegevens van ATLANTIC, BT, COLT, ESPRIT, KPN, PRETIUM, SCARLET, TELE2, UPC BUSINESS en VERIZON. Op basis van vragen 2_B_9_1 en 2_E_14_1 van de SMM.

Vaste telefonie: Jaaromzet retail aansluitingen PSTN + VoB

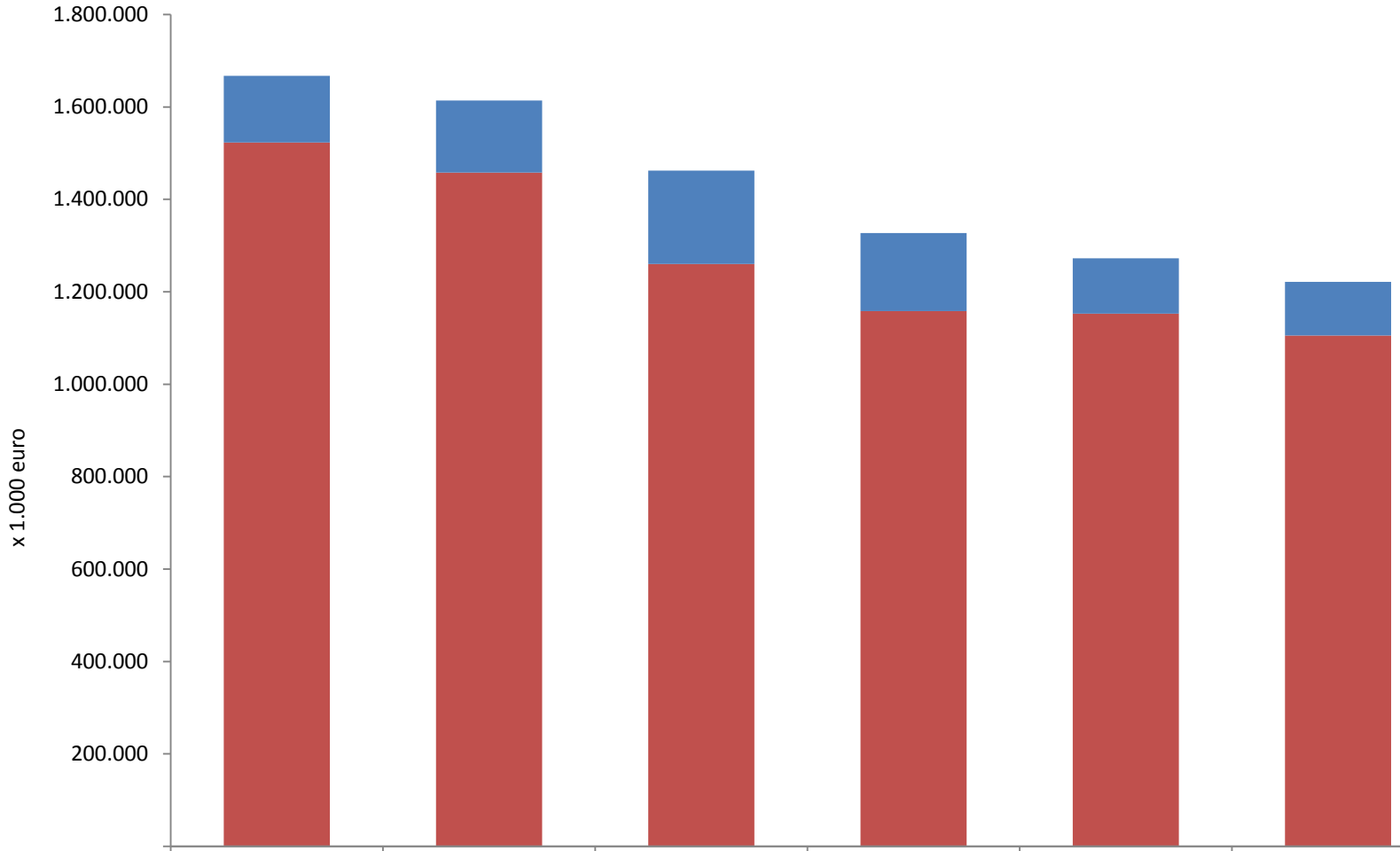

	31-12-2006	31-12-2007	31-12-2008	31-12-2009	31-12-2010	31-12-2011
Omzet hoogcapacitaire aansluitingen	144.439	156.033	202.460	169.264	119.570	116.327
Omzet laagcapacitaire aansluitingen	1.523.184	1.457.949	1.259.852	1.158.021	1.152.762	1.105.412

Op basis van gegevens van ACN, ATLANTIC, COLT, ESPRIT, KPN, ONLINE, PRETIUM, SCARLET, TELE2, T-MOBILE, UPC, UPC BUSINESS, VERIZON en ZIGGO. Op basis van vragen 2_A1_1_1 en 2_A1_1_2 van de SMM.

Vaste telefonie: Totaal volume retail belminuten

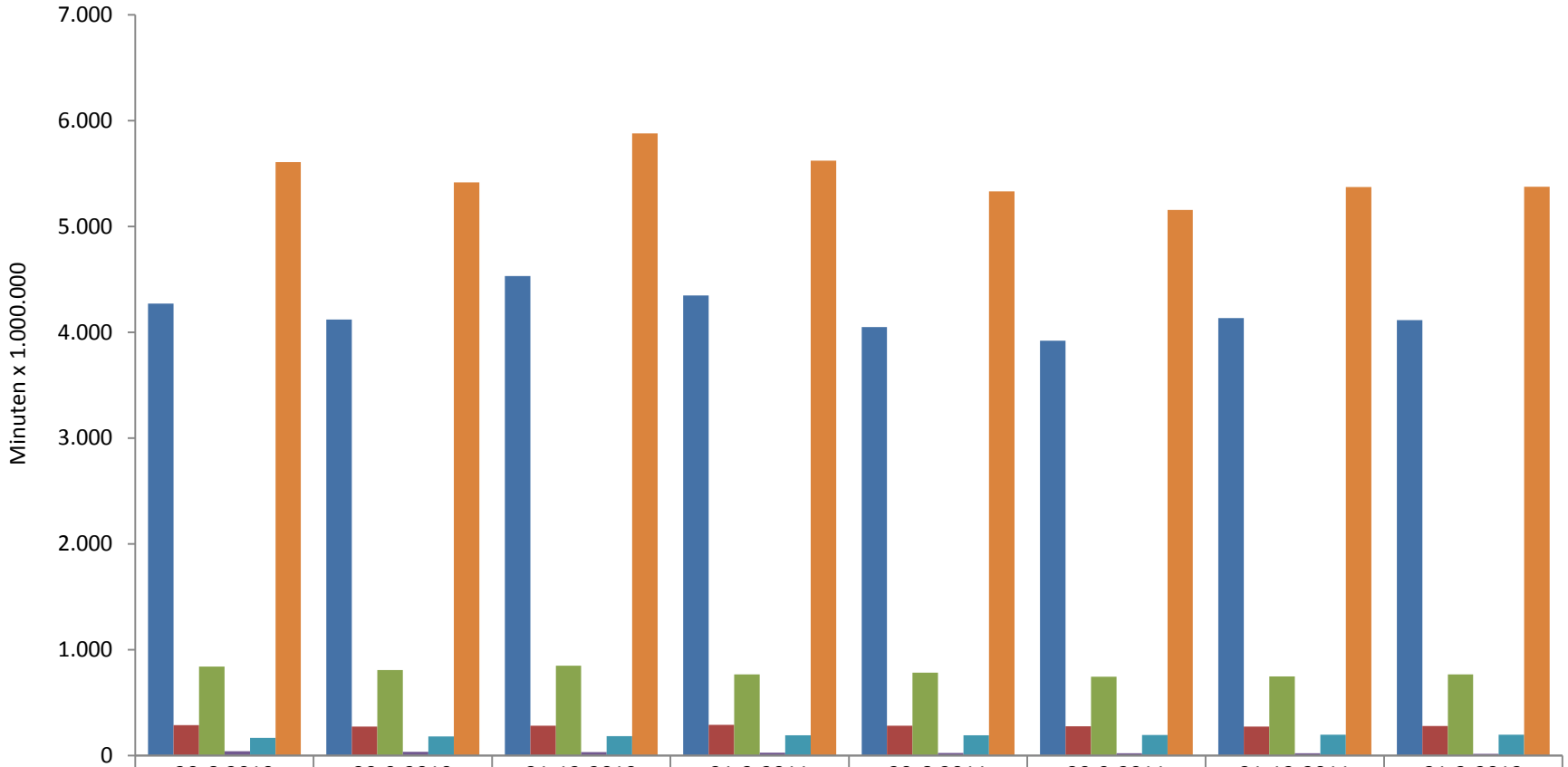

	30-6-2010	30-9-2010	31-12-2010	31-3-2011	30-6-2011	30-9-2011	31-12-2011	31-3-2012
Lokaal + nationaal	4.271	4.122	4.532	4.347	4.048	3.921	4.135	4.115
Internationaal	287	273	281	289	283	275	273	278
Vast-mobiel	842	808	849	767	784	744	748	767
Smalbandig dataverkeer	41	35	32	27	25	22	20	17
Overig verkeer	168	179	184	191	192	194	197	198
Totaal verkeer	5.607	5.417	5.879	5.621	5.332	5.157	5.374	5.376

Op basis van gegevens van ATLANTIC, BT, CAIW, COLT, ESPRIT, KPN, ONLINE, PRETIUM, SCARLET, TELE2, T-MOBILE, UPC, UPC BUSINESS, VERIZON en ZIGGO. Op basis van vraag 2_C2_11_1 t/m 2_C2_11_5 van de SMM.

Vaste telefonie: Marktaandelen volume retail belminuten (2012Q1)

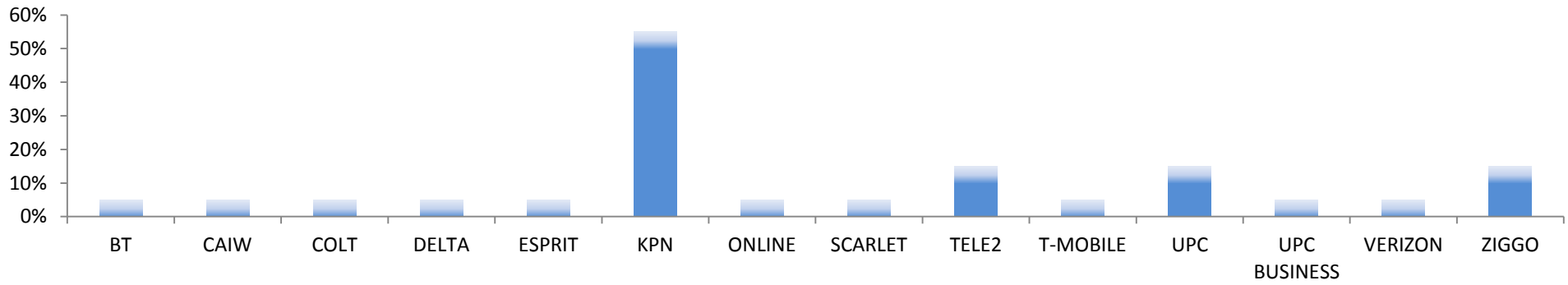

	30-6-2010	30-9-2010	31-12-2010	31-3-2011	30-6-2011	30-9-2011	31-12-2011	31-3-2012
ATLANTIC	[0-5%]	[0-5%]	[0-5%]	-	-	-	-	-
BBNED	[0-5%]	[0-5%]	[0-5%]	[0-5%]	[0-5%]	[0-5%]	-	-
BT	[0-5%]	[0-5%]	[0-5%]	[0-5%]	[0-5%]	[0-5%]	[0-5%]	[0-5%]
CAIW	[0-5%]	[0-5%]	[0-5%]	[0-5%]	[0-5%]	[0-5%]	[0-5%]	[0-5%]
COLT	[0-5%]	[0-5%]	[0-5%]	[0-5%]	[0-5%]	[0-5%]	[0-5%]	[0-5%]
DELTA	[0-5%]	[0-5%]	[0-5%]	[0-5%]	[0-5%]	[0-5%]	[0-5%]	[0-5%]
ESPRIT	[0-5%]	[0-5%]	[0-5%]	[0-5%]	[0-5%]	[0-5%]	[0-5%]	[0-5%]
KPN	[55-60%]	[50-55%]	[50-55%]	[50-55%]	[50-55%]	[50-55%]	[50-55%]	[50-55%]
ONLINE	[0-5%]	[0-5%]	-	-	-	-	-	-
PRETIUM	[0-5%]	[0-5%]	[0-5%]	[0-5%]	[0-5%]	[0-5%]	[0-5%]	[0-5%]
SCARLET	[0-5%]	[0-5%]	[0-5%]	[0-5%]	[0-5%]	[0-5%]	[0-5%]	[0-5%]
TELE2	[10-15%]	[10-15%]	[10-15%]	[10-15%]	[10-15%]	[10-15%]	[10-15%]	[10-15%]
T-MOBILE	-	-	[0-5%]	[0-5%]	[0-5%]	[0-5%]	[0-5%]	[0-5%]
UPC	[5-10%]	[5-10%]	[5-10%]	[10-15%]	[5-10%]	[10-15%]	[10-15%]	[10-15%]
UPC BUSINESS	[0-5%]	[0-5%]	[0-5%]	[0-5%]	[0-5%]	[0-5%]	[0-5%]	[0-5%]
VERIZON	[0-5%]	[0-5%]	[0-5%]	[0-5%]	[0-5%]	[0-5%]	[0-5%]	[0-5%]
ZIGGO	[10-15%]	[10-15%]	[10-15%]	[10-15%]	[10-15%]	[10-15%]	[10-15%]	[10-15%]

Op basis van gegevens van ATLANTIC, BBNED, BT, CAIW, COLT, ESPRIT, KPN, ONLINE, PRETIUM, SCARLET, TELE2, T-MOBILE, UPC, UPC BUSINESS, VERIZON en ZIGGO.
Op basis van vraag 2_C2_11_1 t/m 2_C2_11_5 van de SMM.

Vaste telefonie: Marktaandelen nationaal + lokaal volume retail belminuten (2012Q1)

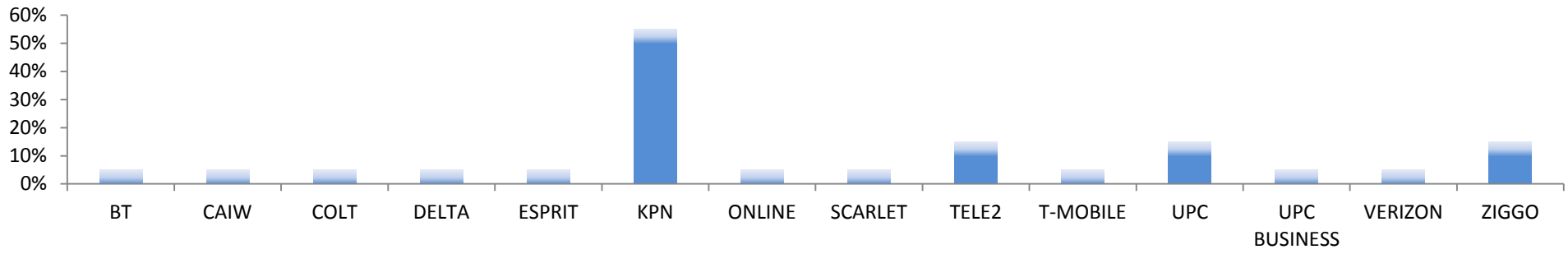

	30-6-2010	30-9-2010	31-12-2010	31-3-2011	30-6-2011	30-9-2011	31-12-2011	31-3-2012
ATLANTIC	[0-5%]	[0-5%]	[0-5%]	-	-	-	-	-
BBNED	[0-5%]	[0-5%]	[0-5%]	[0-5%]	[0-5%]	[0-5%]	-	-
BT	[0-5%]	[0-5%]	[0-5%]	[0-5%]	[0-5%]	[0-5%]	[0-5%]	[0-5%]
CAIW	[0-5%]	[0-5%]	[0-5%]	[0-5%]	[0-5%]	[0-5%]	[0-5%]	[0-5%]
COLT	[0-5%]	[0-5%]	[0-5%]	[0-5%]	[0-5%]	[0-5%]	[0-5%]	[0-5%]
DELTA	[0-5%]	[0-5%]	[0-5%]	[0-5%]	[0-5%]	[0-5%]	[0-5%]	[0-5%]
ESPRIT	[0-5%]	[0-5%]	[0-5%]	[0-5%]	[0-5%]	[0-5%]	[0-5%]	[0-5%]
KPN	[55-60%]	[55-60%]	[55-60%]	[55-60%]	[55-60%]	[55-60%]	[55-60%]	[50-55%]
ONLINE	[0-5%]	[0-5%]	-	-	-	-	-	-
PRETIUM	[0-5%]	[0-5%]	[0-5%]	[0-5%]	[0-5%]	[0-5%]	[0-5%]	[0-5%]
SCARLET	[0-5%]	[0-5%]	[0-5%]	[0-5%]	[0-5%]	[0-5%]	[0-5%]	[0-5%]
TELE2	[10-15%]	[10-15%]	[10-15%]	[10-15%]	[10-15%]	[10-15%]	[10-15%]	[10-15%]
T-MOBILE	-	-	[0-5%]	[0-5%]	[0-5%]	[0-5%]	[0-5%]	[0-5%]
UPC	[5-10%]	[5-10%]	[5-10%]	[10-15%]	[10-15%]	[10-15%]	[10-15%]	[10-15%]
UPC BUSINESS	[0-5%]	[0-5%]	[0-5%]	[0-5%]	[0-5%]	[0-5%]	[0-5%]	[0-5%]
VERIZON	[0-5%]	[0-5%]	[0-5%]	[0-5%]	[0-5%]	[0-5%]	[0-5%]	[0-5%]
ZIGGO	[5-10%]	[10-15%]	[10-15%]	[10-15%]	[10-15%]	[10-15%]	[10-15%]	[10-15%]

Op basis van gegevens van ATLANTIC, BBNED, BT, CAIW, COLT, ESPRIT, KPN, ONLINE, PRETIUM, SCARLET, TELE2, T-MOBILE, UPC, UPC BUSINESS, VERIZON en ZIGGO.
Op basis van vraag 2_C2_11_1 van de SMM.

Vaste telefonie: Marktaandelen internationaal volume retail belminuten (2012Q1)

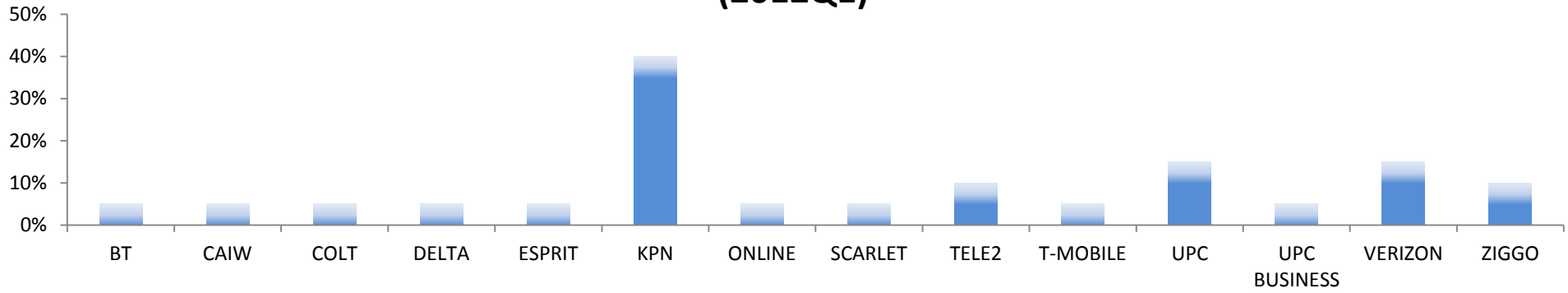

	30-6-2010	30-9-2010	31-12-2010	31-3-2011	30-6-2011	30-9-2011	31-12-2011	31-3-2012
ATLANTIC	[0-5%]	[0-5%]	[0-5%]	-	-	-	-	-
BBNED	[0-5%]	[0-5%]	[0-5%]	[0-5%]	[0-5%]	[0-5%]	-	-
BT	[0-5%]	[0-5%]	[0-5%]	[0-5%]	[0-5%]	[0-5%]	[0-5%]	[0-5%]
CAIW	[0-5%]	[0-5%]	[0-5%]	[0-5%]	[0-5%]	[0-5%]	[0-5%]	[0-5%]
COLT	[5-10%]	[0-5%]	[0-5%]	[5-10%]	[5-10%]	[5-10%]	[0-5%]	[0-5%]
DELTA	[0-5%]	[0-5%]	[0-5%]	[0-5%]	[0-5%]	[0-5%]	[0-5%]	[0-5%]
ESPRIT	[0-5%]	[0-5%]	[0-5%]	[0-5%]	[0-5%]	[0-5%]	[0-5%]	[0-5%]
KPN	[45-50%]	[45-50%]	[40-45%]	[40-45%]	[40-45%]	[40-45%]	[40-45%]	[35-40%]
ONLINE	[0-5%]	[0-5%]	-	-	-	-	-	-
PRETIUM	[0-5%]	[0-5%]	[0-5%]	[0-5%]	[0-5%]	[0-5%]	[0-5%]	[0-5%]
SCARLET	[0-5%]	[0-5%]	[0-5%]	[0-5%]	[0-5%]	[0-5%]	[0-5%]	[0-5%]
TELE2	[5-10%]	[10-15%]	[5-10%]	[5-10%]	[5-10%]	[5-10%]	[5-10%]	[5-10%]
T-MOBILE	-	-	[0-5%]	[0-5%]	[0-5%]	[0-5%]	[0-5%]	[0-5%]
UPC	[5-10%]	[5-10%]	[5-10%]	[10-15%]	[10-15%]	[10-15%]	[10-15%]	[10-15%]
UPC BUSINESS	[0-5%]	[0-5%]	[0-5%]	[0-5%]	[0-5%]	[0-5%]	[0-5%]	[0-5%]
VERIZON	[5-10%]	[10-15%]	[10-15%]	[10-15%]	[10-15%]	[10-15%]	[10-15%]	[10-15%]
ZIGGO	[5-10%]	[5-10%]	[5-10%]	[5-10%]	[5-10%]	[5-10%]	[5-10%]	[5-10%]

Op basis van gegevens van ATLANTIC, BBNED, BT, CAIW, COLT, ESPRIT, KPN, ONLINE, PRETIUM, SCARLET, TELE2, T-MOBILE, UPC, UPC BUSINESS, VERIZON en ZIGGO.
Op basis van vraag 2_C2_11_2 van de SMM.

Vaste telefonie: Jaaromzet retail verkeer

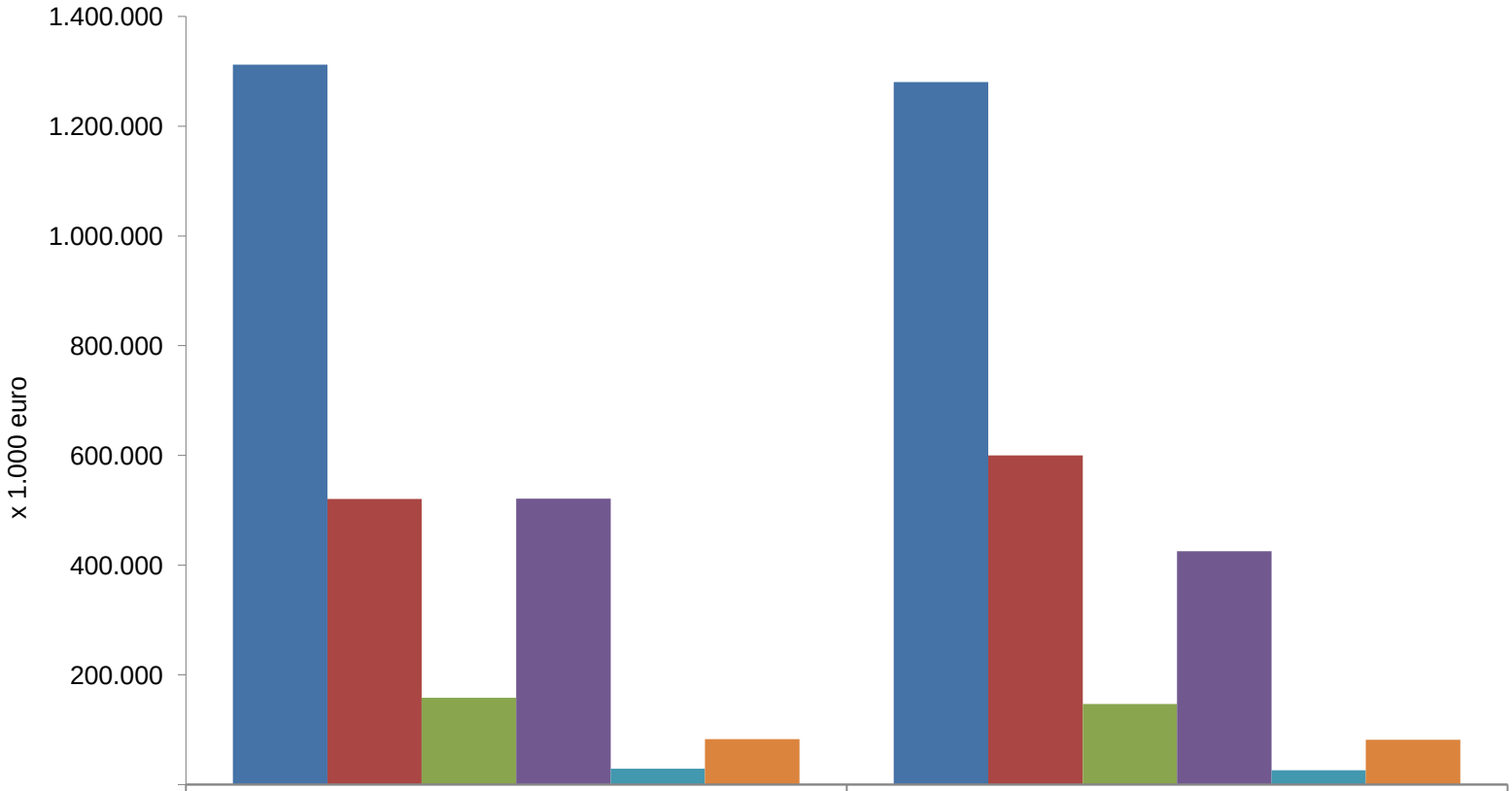

	31-12-2010	31-12-2011
Totaal omzet verkeer	1.312.056	1.280.595
Omzet lokaal en nationaal verkeer	520.856	600.241
Omzet internationaal verkeer	158.399	146.988
Omzet vast naar mobiel verkeer	521.279	425.399
Omzet smalbandig dataverkeer	28.820	26.227
Omzet overig verkeer	82.701	81.740

Op basis van gegevens van ATLANTIC, BT, COLT, ESPRIT, KPN, ONLINE, PRETIUM, SCARLET, TELE2, T-MOBILE, UPC, UPC BUSINESS, VERIZON en ZIGGO.
Op basis van vragen 2_C1_10_1 t/m 2_C_10_5 van de SMM.